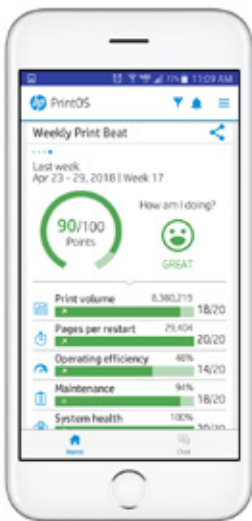
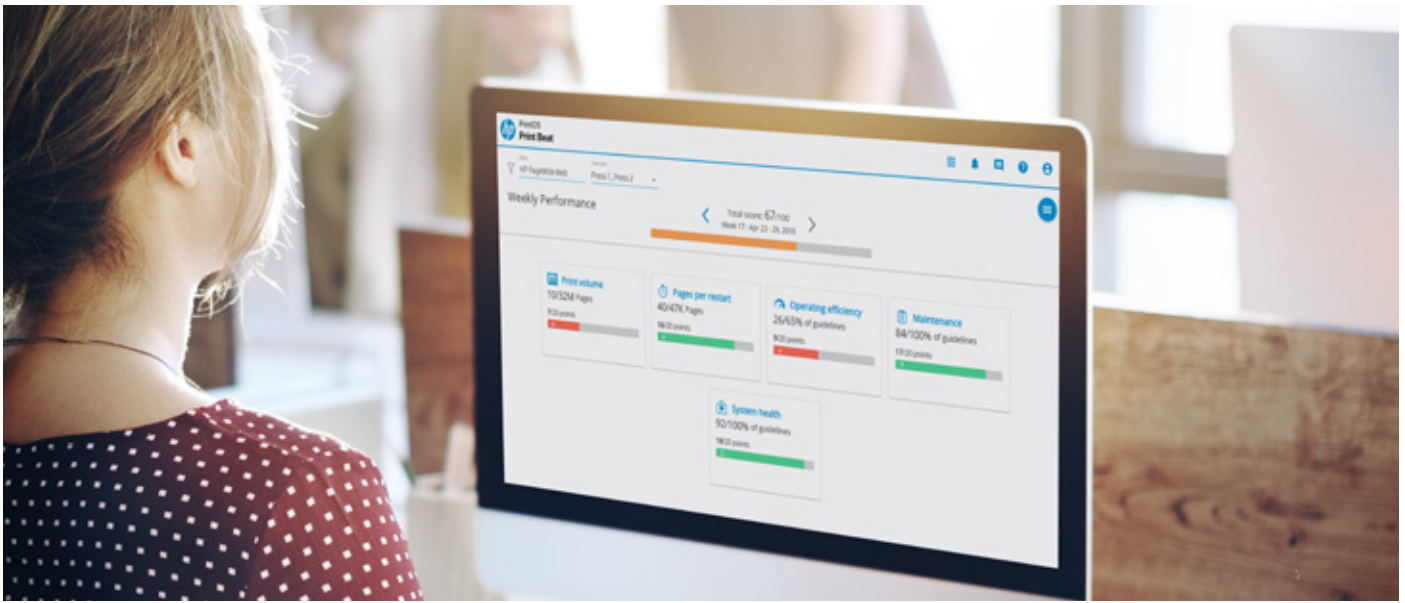


HP PrintOS Print Beat guidelines

For HP PageWide Web Presses



With PrintOS Print Beat you can start making better, faster, data-driven decisions. Improve efficiency and uptime- and ultimately performance. Use Print Beat with your HP PageWide Web Press to gain access to status updates virtually anytime, anywhere¹—via web browser or mobile device.



Simple, straight forward performance tracking

Overall performance is aggregated to a single 0-100 Print Beat score, so it is easy to understand your overall production performance and where opportunities for improvement exist.



Multiple performance indicators

Excellence in production comes from multiple areas. PrintOS Print Beat tracks performance across five key parameters: print volume, system health score, print volume per run, maintenance score and operating efficiency. These indicators not only show you how well your production did, but also on which areas to focus.



Drives continuous improvement

Improvement can easily be tracked by looking at the trend data in the Print Beat dashboards.



Full transparency and shared goals






Your HP service team gets visibility to your dashboard and reports, for full transparency and goal collaboration.

¹ The HP PrintOS Mobile Application is compatible with Android 4.0 or later and iPhone mobile digital devices running iOS 8 or later, and requires the press and the smart phone to be connected to the Internet.

How to read your HP PrintOS Print Beat report




Glossary

	Explanation	Targets and scoring
	Print volume is a productivity measure, expressed as the number of your preferred area-based output units (letter pages, A4 pages, square meters, etc) in a given time period.	Each measurement has a maximum score of 20 points. Print volume targets are customized for each press based on the previous 12 weeks. The targets can be influenced by staffing level, printing speeds, web width, etc. Scores reflect actual productivity relative to the target.
	Print volume per run measures the pages printed from the time the press starts printing until it stops printing. A run could include one complete job, 100 jobs printed back-to-back, or a partial job that didn't finish completely.	Targets are customized for each press based on the previous 12 weeks. Targets can be influenced by staffing level, printing speeds, web width, etc. Scoring is based on actual pages per run relative to the target.
	Operating efficiency tracks time usage as a measure of time the press is printing divided by time it is staffed.	The target operating efficiency is 65%. Scoring is based on the actual time usage relative to the target.
	Maintenance score tracks the preventive maintenance status of a press.	The target for the maintenance score is 100%. Scoring is based on actual maintenance status relative to the target.
	System health score is a complex metric that will evolve over time as new predictive models are implemented. Currently it is designed to predict paper path health.	The target for system health is 100%. Scoring is based on actual health relative to the target.

Learn more at hp.com/go/pagewidewebpressprintos

Sign up for updates
hp.com/go/getupdated

   
Share with colleagues


Rate this document

