

HP Indigo Print Beat

For HP Indigo Sheet-Fed and Web-Fed Digital Presses



Benchmark press performance to drive continuous improvement

The HP Indigo Print Beat report is a performance dashboard, available to HP Indigo customers weekly to provide them with greater visibility and insight into their press' performance. The Print Beat report enables easy access to key performance information, which has been recognised as instrumental in driving continuous improvements in uptime and productivity for operational excellence.

The HP Indigo Print Beat is part of HP Service Advantage – an integrated portfolio of services for HP customers that enables predictable printing operations and optimised cost structure.



Simple, straightforward performance tracking

Overall performance is aggregated to a single 0-100 Print Beat score, so it is easy to understand your overall production performance and where opportunities for improvement exist.



Multiple performance indicators

Excellence in production comes from multiple areas. The Print Beat report tracks performance across five key parameters: print volume, failure rates, jam rates, restart rates, and supplies lifespan. These indicators not only show you how well your production did, but also on which areas to focus.



Drives continuous improvement

Improvement can easily be tracked by looking at the arrow signs. Up means better than the previous week, down is worse, and the equal sign means you are on par versus your prior week's performance.



Sent to your inbox every week

The Print Beat report is automatically sent every week, giving you easy access for production visibility and insight. It is also available via PrintOS Web and mobile application.



Full transparency and shared goals

Your assigned primary HP engineer and the service team receive the same report on a weekly basis, for full transparency and goal sharing.

HP Indigo Print Beat Guidelines



Print Volume is the total number of impressions in a given time period.



Availability is the total percentage and time a press is available for printing and not actively involved in failure recovery or maintenance activities.



Technical issues is calculated as a combination of failures and jams (For Web-Fed presses, Technical issues are only failures). A failure happens every time the press moves from "Printing" or "Ready" state to "Standby" state without the operator actively requesting it to do so. a Jam happens every time a sheet of substrate gets stuck inside the press and causes it to stop.



Restarts is the number of restart processes performed by the press or the PC that runs the press.



Supplies lifespan is calculated for HP Indigo supplies: PIP and Blanket. The average supplies lifespan is a percentage of the HP Indigo supplies guidelines.

How to read your Print Beat report

Customer name, report period

Total print volume for a given week

Weekly availability percentage


Actual number of weekly Technical issues

Actual number of weekly restarts

Blanket & PIP lifespan as a % of HP Indigo guidelines

Print Beat weekly stats


Get 1% better every week BETA



Hi Customer Name
Here are your weekly stats for
Jan 09-17 — Jan 15-17






Weekly Points

81/100



PrintOS Print Beat helps you perform better and keep improving by providing personal insights and reports highlighting opportunity areas. Sign in to PrintOS or register now!

[Register >](#) [Sign In >](#)

	<p>Print Volume</p> <p>475^K Impressions</p>	^	<p>Your Target: 500 K Impressions Daily Average: 95 K Impressions Last week: 298 K Impressions Gained 19/20 Points</p>
	<p>Availability¹</p> <p>85%</p>	^	<p>Your Weekly target: 90% Last week Availability: 70% Gained 17/20 Points</p>
	<p>Technical Issues²</p> <p>55</p> <p style="font-size: 0.7em;">Failure Events: 25 Jam Events: 30</p>	^	<p>Weekly Sheets: 82,247 Your Weekly Jam target: 37 Your Weekly Failure target: 21 Gained 19/20 Points</p>
	<p>Restart Events</p> <p>9</p>	^	<p>Your Weekly target: 9 Last Week Events: 16 Gained 18/20 Points</p>
	<p>LifeSpan Rank³</p> <p>58%</p> <p style="font-size: 0.7em;">Blanket Rank: 51% PIP Rank: 65%</p>	^	<p>Last week: 67% Gained 6/20 Points</p>

How you're doing:

- > 😊 **Great**
- 😊 Good
- 😐 Average
- 😞 Below Average

Week's most active day
Friday
41K Impressions

Week's least active day
Tuesday
8K Impressions

Match colors with ease
Do you want to match colors to another device? Here's how to do it - it's quick, easy, AND FREE!
[Learn More here](#)

Origamoo!
Mosaic turns an iconic chocolate brand into one million original origami cows.
[Learn More here](#)

Legend

- ^ More than 10% increase over last week
- v More than 10% decline over last week
- ± Within +/- 10%

1. Percentage of time a press is available for printing out of total uptime
2. Failures and Jams
3. Out of supplies guidelines

- 😊 Score higher than 80 points
- 😊 Score between 80-70 points
- 😊 Score between 70-60 points
- 😞 Score lower than 60 points

Weekly points for a given week

Benchmark your press's performance

Identify the best and least active days of your production week


General communication

Measure	AMPV			Failure rate per 1M impressions			Jam rate per 1M sheets			Restart rate per 1M impressions			Availability %		
	No Score	Full score	1 point delta	No Score	Full score	1 point delta	No Score	Full score	1 point delta	No Score	Full score	1 point delta	No Score	Full score	1 point delta
HP Indigo 10000/12000 (B2 format)	0	400,000	20,000	300	60	12	1,600	400	60	100	20	4.0	50%	85%	1.75%
HP Indigo 20000 (B1 format)	0	200,000	10,000	300	60	12				100	20	4.0	50%	85%	1.75%
HP Indigo 30000 (B2 format)	0	250,000	12,500	1,000	200	40	3,000	600	120	200	40	8.0	50%	85%	1.75%
HP Indigo 3500	0	100,000	5,000	750	150	30	2,500	500	100	200	40	8.0	50%	85%	1.75%
HP Indigo 3550	0	100,000	5,000	750	150	30	2,500	500	100	200	40	8.0	50%	85%	1.75%
HP Indigo 5000	0	100,000	5,000	750	150	30	2,500	500	100	200	40	8.0	50%	85%	1.75%
HP Indigo 5500	0	100,000	5,000	750	150	30	2,500	500	100	200	40	8.0	50%	85%	1.75%
HP Indigo 5900/5600/5r	0	100,000	5,000	750	150	30	2,500	500	100	200	40	8.0	50%	85%	1.75%
HP Indigo 6000p	0	400,000	20,000	250	50	10				40	10	1.5	50%	85%	1.75%
HP Indigo 6600p	0	400,000	20,000	250	50	10				40	10	1.5	50%	85%	1.75%
HP Indigo 7000	0	400,000	20,000	250	50	10	1,500	300	60	40	10	1.5	50%	85%	1.75%
HP Indigo 7500	0	400,000	20,000	250	50	10	1,500	300	60	40	10	1.5	50%	85%	1.75%
HP Indigo 7600/7r	0	400,000	20,000	250	50	10	1,500	300	60	40	10	1.5	50%	85%	1.75%
HP Indigo 7800/7900	0	400,000	20,000	250	50	10	1,500	300	60	40	10	1.5	50%	85%	1.75%
HP Indigo 8000	0	800,000	40,000	300	60	12				40	10	1.5	50%	85%	1.75%
HP Indigo W7200	0	1,000,000	50,000	100	20	4				40	10	1.5	50%	85%	1.75%
HP Indigo W7250	0	1,000,000	50,000	100	20	4				40	10	1.5	50%	85%	1.75%
HP Indigo WS6000	0	400,000	20,000	250	50	10				40	10	1.5	50%	85%	1.75%
HP Indigo WS6600/6r	0	400,000	20,000	250	50	10				40	10	1.5	50%	85%	1.75%
HP Indigo WS6800	0	400,000	20,000	250	50	10				40	10	1.5	50%	85%	1.75%

Measure	Blanket Lifespan			PIP Lifespan		
	No Score	Full score	1 point delta	No Score	Full score	1 point delta
HP Indigo 10000/12000 (B2 format)	39,000	130,000	4,550	25,500	85,000	2,975
HP Indigo 20000 (B1 format)	15,000	50,000	1,750	13,500	45,000	1,575
HP Indigo 30000 (B2 format)	15,000	50,000	1,750	13,500	45,000	1,575
HP Indigo 3500	19,500	65,000	2,275	27,000	90,000	3,150
HP Indigo 3550	21,000	70,000	2,450	30,000	100,000	3,500
HP Indigo 5000	19,500	65,000	2,275	27,000	90,000	3,150
HP Indigo 5500	21,000	70,000	2,450	30,000	100,000	3,500
HP Indigo 5900/5600/5r	21,000	70,000	2,450	30,000	100,000	3,500
HP Indigo 6000p	45,000	150,000	5,250	42,000	140,000	4,900
HP Indigo 6600p	45,000	150,000	5,250	42,000	140,000	4,900
HP Indigo 7000	54,000	180,000	6,300	37,500	125,000	4,375
HP Indigo 7500	55,500	185,000	6,475	40,500	135,000	4,725
HP Indigo 7600/7r	55,500	185,000	6,475	40,500	135,000	4,725
HP Indigo 7800/7900	55,500	185,000	6,475	42,000	140,000	4,900
HP Indigo 8000	46,500	155,000	5,425	34,500	115,000	4,025
HP Indigo W7200	43,500	145,000	5,075	33,000	110,000	3,850
HP Indigo W7250	43,500	145,000	5,075	33,000	110,000	3,850
HP Indigo WS6000	42,000	140,000	4,900	36,000	120,000	4,200
HP Indigo WS6600/6r	45,000	150,000	5,250	42,000	140,000	4,900
HP Indigo WS6800	45,000	150,000	5,250	42,000	140,000	4,900

Learn more at
hp.com/go/indigoservice

Sign up for updates
hp.com/go/getupdated



© Copyright 2017 HP Development Company, L.P. The information contained herein is subject to change without notice. The only warranties for HP products and services are set forth in the express warranty statements accompanying such products and services. Nothing herein should be construed as constituting an additional warranty. HP shall not be liable for technical or editorial errors or omissions contained herein.

