



## The new printing paradigm

# HP PageWide Enterprise Color 765dn printer



The lowest cost for colour<sup>1</sup>



Minimal interruptions.  
Maximum uptime.



The world's most  
secure printing<sup>2</sup>



# The lowest cost for colour<sup>1</sup>



Colour printing is within every business' budget with HP PageWide Technology. Produce low cost, professional-quality colour on sizes up to 305 x 457 mm, and get the results you expect from HP for an exceptional value you can rely on.



## Breakthrough low-cost colour

Get the quality you expect for a game-changing value—HP PageWide Technology delivers the lowest cost per colour page.<sup>1</sup>

Original HP PageWide cartridges provide the consistent printing performance, quality, and affordability businesses demand. Optional high-yield cartridges offer an even better value, so you can print more pages and replace cartridges less often.<sup>3</sup> Quickly access and replace cartridges—simply push twice to insert or remove.



## Fast performance, economical prints

Equip employees to speed through tasks with high-performance, professional-quality printing. Print even faster—and save even more per page—by setting your printer to General Office mode.<sup>4</sup> Get the quality your business needs while helping to reduce printing costs.

Minimise interruptions in productivity with an HP PageWide Enterprise device designed with the fewest parts in its class for the least maintenance.<sup>5</sup>



## Best-in-class energy efficiency<sup>6</sup>

Help keep energy costs down with the most efficient printer in its class.<sup>6</sup> HP PageWide Technology conserves resources without compromising performance.

This printer meets rigorous standards for ISO class 5 cleanrooms—perfect for sensitive environments. Keep noise to a minimum with a device designed to be quiet. Place it near people without disrupting work.


Help reduce your environmental impact. Consume up to 50% less paper, with automatic two-sided printing. Easily recycle your Original HP cartridges at no charge through HP Planet Partners.<sup>7</sup>

# Minimal interruptions. Maximum uptime.

Annoying interruptions and complex maintenance can slow down printing and, ultimately, the pace of business. Avoid pauses in productivity with an HP PageWide device designed for maximum uptime—so you can count on reliable results day in and day out.

## Move business forward

Print up to 50% faster than the competition<sup>8</sup>—as fast as 75 pages per minute (ppm).<sup>9</sup> This device wakes up and prints fast, so your documents are ready quickly.



HP makes mobile printing easy with a variety of options that help users print and help IT keep the network safe. Easily access, print, and share resources with optional wireless networking<sup>10</sup> and optional NFC touch-to-print.<sup>11</sup>

## Launch tasks at the device

Easily manage print jobs directly at the printer, without a PC. Just tap and swipe the intuitive 10.9 cm (4.3-inch) colour touchscreen for a more streamlined workflow. For more information, see Appendix A on page 13.



Easily shop for, deploy and manage business printing and imaging solutions with the industry's first SaaS (Software as a Service) portal that allows for management of both apps and user access to those apps.<sup>12,13</sup> Choose from a collection of apps specifically selected to help streamline business processes.

## Expand your capacity

Tailor this device to the needs of your business with a wide range of paper-handling accessories. Optional trays support media sizes up to 305 x 457 mm, including a 550-sheet paper tray, 550-sheet paper tray and stand, and 3x550-sheet paper tray and stand.<sup>14</sup>



Print up to 4,650 pages without reloading paper, using the optional 4,000-sheet high-capacity input (HCI) tray and stand, with support up to A4 size.<sup>15</sup>

# The world's most secure printing<sup>2</sup>



Only HP Enterprise printers repair themselves from attacks in real time, with built-in security to help keep your network safe. Automatically monitor threats, detect intrusions, and validate operating software with security offered only by HP.<sup>2</sup>



## Always on guard

Only HP Enterprise printers offer built-in security features that are always on guard.<sup>2</sup>

With HP Sure Start, each device regularly checks its operating code and repairs itself from attempted hacks.

- Whitelisting checks firmware during startup to help ensure it's authentic, good code—digitally signed by HP.
- Run-time intrusion detection continually monitors activity to detect and stop attacks, then automatically reboots.
- HP Connection Inspector checks your printer's outgoing network connections to stop suspicious requests and thwart malware. (May require a firmware update.)

Thwart potential attacks by receiving instant notification of security issues, so immediate action can be taken. This MFP works with tools like Splunk, ArcSight, and SIEMonster.



## Take security to the next level

Help protect this printer with more than 100 embedded security features.<sup>16</sup> Protect information in transit over the network and stored on the device—keys, passwords, certificates, and more. Store data on the optional 256-bit encrypted HP High-Performance Secure Hard Disk.

Easily develop, deploy, and integrate HP and third-party solutions with HP Open Extensibility Platform (OXP). Add features such as card readers and more through the Hardware Integration Pocket (HIP).<sup>17</sup> Further safeguard data stored on the device, using the standard HP Trusted Platform Module.<sup>18</sup>



## Centralise control to help build business efficiency

Centralise control of your printing environment with HP Web Jetadmin—and help build business efficiency.<sup>19</sup> Optional HP JetAdvantage Security Manager offers an effective, policy-based approach to help secure HP printing and imaging devices.<sup>20</sup> Easily set security configuration policies and automatically validate settings for every HP printer and MFP in your fleet.

Simplify business printing with the industry's first SaaS (Software as a Service) portal<sup>12</sup> for managing both apps and users.<sup>13</sup>

Regulate colour use and reduce printing costs with HP Color Access Control.<sup>21</sup>

Save IT time and make printing easy for the entire enterprise by using a single driver for all HP devices.<sup>22</sup>

➔ For more information about security, please see Appendix B, page 14; for details about fleet management, please see Appendix C, page 17.

# Get to know the HP PageWide Enterprise Color 765dn printer



## At a glance



HP PageWide Enterprise Color 765dn

Part number	J7Z04A
Print speeds (A4, black and colour) <sup>9</sup>	Up to 55/75 ppm, Professional/General Office mode
100-sheet tray 1, 550-sheet tray 2	✓
550-sheet Paper Tray <sup>23</sup>	Optional
550-sheet Paper Tray and Stand <sup>23</sup>	Optional
3x550-sheet Paper Tray and Stand <sup>23</sup>	Optional
4,000-sheet HCI Tray and Stand <sup>23</sup>	Optional
HP High-Performance Secure Hard Disk <sup>16</sup>	Optional
Built-in Ethernet networking	✓
Wireless direct <sup>10</sup> and NFC touch-to-print <sup>11</sup>	Optional

# Paper-handling accessories



550-sheet Paper Tray (A7W99A)

Supports up to 297 x 432 mm



550-sheet Paper Tray and Stand (W1B50A)

Supports up to 297 x 432 mm



3x550-sheet Paper Tray and Stand (W1B51A)

Supports up to 297 x 432 mm



4,000-sheet HCl Paper Tray and Stand (W1B52A)

Two 2,000-sheet trays that support up to A4

Optional <sup>23</sup>	✓	✓	✓	✓
Maximum device input with accessory <sup>15</sup>	1,200 sheets	1,200 sheets	2,300 sheets	4,650 sheets

# Increased value generation over generation



**HP PageWide Enterprise Color 765dn**

Supports paper sizes **up to 305 x 457 mm**



**HP PageWide Enterprise Color 556dn**

Supports paper sizes up to 216 x 356 mm

**Up to 650/4,650 sheets input** (standard/maximum<sup>15</sup>); up to 500 sheets output

Up to 550/2,050 sheets input (standard/maximum<sup>15</sup>); up to 300 sheets output

**100-sheet multipurpose tray 1; 550-sheet tray 2**

50-sheet multipurpose tray 1, 500-sheet tray 2

**RMPV:<sup>24</sup> 2,500 pages to as high as 25,000 pages**

RMPV: 2,000 pages to as high as 7,500 pages

**Best in class energy efficiency<sup>6</sup>** with TEC of 1.254 kWh/Week

TEC of 1.340 kWh/Week

**Standard HP Trusted Platform Module (TPM)<sup>18</sup>**

Optional TPM

**HP Connection Inspector** checks outgoing network connections (may require a firmware update)

Available with a firmware update



# Technical specifications

## HP PageWide Enterprise 765dn

<b>Product number</b>	J7Z04A
<b>Control panel/data entry</b>	10.9 cm (4.3-inch) pivoting colour touchscreen; easy-access USB; <sup>25</sup> Hardware Integration Pocket <sup>17</sup>
<b>Print speed (A4 and letter, black and colour)<sup>9</sup></b>	
Single-sided	Professional mode: Up to 55 ppm General Office mode: Up to 75 ppm
Two-sided	Professional mode: Up to 38 images per minute (ipm)
<b>First page out (A4 and letter, black and colour)</b>	From ready: <sup>26</sup> as fast as 6.7 seconds From sleep: <sup>27</sup> as fast as 14.6 seconds
<b>Print resolution</b>	Black: Up to 1200 x 1200 optimised dpi from 600 x 600 input dpi (on Unspecified, Plain, HP Premium Presentation Matte, and HP Brochure Matte); Colour: Up to 2400 x 1200 optimised dpi from 600 x 600 input dpi (on HP Advanced Photo Papers)
<b>Features</b>	
Printing	HP PageWide Technology with pigmented inks, HP EasyColor, print preview, automatic two-sided printing, print multiple pages per sheet (2, 4, 6, 9, 16), collation, booklet printing, cover pages, tray selection, scaling, portrait/landscape orientation, high-quality greyscale and black ink only, General Office/Professional/Presentation dpi print modes, control panel shortcuts, store print jobs; print from easy-access USB Microsoft Word and PowerPoint files, HP Mobile Apps, Google Cloud Print™ 2.0, Apple AirPrint
File formats	PDF, JPEG, TIFF, MTIFF, XPS, PDF/A; Scan to easy-access USB: PDF, JPEG, TIFF, MTIFF, XPS, PDF/A; Print from easy-access USB: PDF, PS, print ready files (.prn, .pcl, .cht)
<b>Processor</b>	1.2 GHz
<b>Memory<sup>28</sup></b>	1536/2560 MB (standard/max)
<b>Storage</b>	Standard: 8 GB eMMC Optional: High-Performance Secure Hard Disk (AES 256 hardware encryption or greater; secure erase capabilities: Secure File Erase-Temporary Job Files, Secure Erase-Job Data, Secure ATA Erase-Disk)
<b>Durability ratings</b>	
RMPV <sup>24</sup>	2,500 pages to as high as 25,000 pages
Duty cycle <sup>29</sup>	Up to 125,000 pages
<b>Media specifications</b>	
Input capacity	Up to 650 sheets (up to 4,650 sheets maximum <sup>15</sup> ) Tray 1: up to 100 sheets Tray 2: up to 550 sheets
Output capacity	Up to 500 sheets
Two-sided printing	Automatic
Media sizes	Tray 1: RA3, A3, 8K, B4 (JIS), SRA4, RA4, A4, A4-R, 16K, 16K-R, A5, A5-R, B5 (JIS), B5 (JIS)-R, B6 (JIS), A6, Japanese Postcard, Double Japanese Postcard-R; 12 x 18 in, 11 x 17 in, legal, oficio, letter, letter-R, executive, executive-R, 5 x 8 in, 5 x 7 in, 4 x 6 in; Custom media sizes: 99.1 x 127 to 304.8 x 457.2 mm (3.9 x 5 to 12 x 18 in) Trays 2-5: A3, 8K, B4 (JIS), SRA4, RA4, A4, A4-R, 16K, 16K-R, A5, A5-R, B5 (JIS), B5 (JIS)-R, B6 (JIS), A6, Japanese Postcard, Double Japanese Postcard-R; 11 x 17 in, legal, oficio, letter, letter-R, executive, executive-R, 5 x 8 in, 5 x 7 in, 4 x 6 in; Custom media sizes: 210.1 x 148.1 to 297.2 x 431.8 mm (8.27 x 5.83 to 11.70 x 17 in) HCl Trays 3 and 4: A4 and letter only Duplex: A3, A4, A4 to R, A5, A5 to R, RA3, RA4, SRA4, B4, B5 (JIS), B6 (JIS), 10 x 15 cm, 8K (270 x 390 mm), 16K (195 x 270 mm), 8K (260 x 368 mm), 16k (184 x 260 mm), 8K (273 x 394 mm), 16K (197 x 273 mm), Postcard (JIS), DPostcard (JIS), oficio (216 x 340 mm); 12 x 18 in, 11 x 17 in, legal, oficio (8.5 x 13 in), letter, letter-R, executive
Media weights	Tray 1: 60 to 220 g/m <sup>2</sup> (16 to 58 lb), 300 g/m <sup>2</sup> (80 lb) photo paper only Trays 2-5, HCl: 60 to 220 g/m <sup>2</sup> (16 to 58 lb)
Media types	Paper (plain, inkjet, inkjet brochure/glossy), photo paper, envelopes, labels, cards
<b>Print languages</b>	HP PCL 6, HP PCL 5c, HP postscript level 3 emulation, PDF 1.7
<b>Fonts</b>	105 internal TrueType fonts scalable in HP PCL, 92 internal scalable fonts in HP Postscript level 3 emulation (Euro symbol built-in); 1 internal Unicode Font (Andale Mono WorldType); 2 Internal Windows Vista® 8 Fonts (Calibri, Cambria); additional font solutions available via third-party flash memory cards; HP LaserJet Fonts and IPDS Emulation available at <a href="http://hp.com/go/laserjetfonts">hp.com/go/laserjetfonts</a>
<b>Connectivity</b>	1 Hi-Speed Device USB 2.0; 2 Hi-Speed USB 2.0 Host (1 easy-access and 1 external accessible); 1 Gigabit Ethernet 10/100/1000T network; 1 Hardware Integration Pocket <sup>17</sup>
<b>Mobile printing</b>	HP ePrint, <sup>30</sup> Apple AirPrint, <sup>31</sup> Mopria-certified, Google Cloud Print™ 2.0 Optional: Wireless direct printing <sup>10</sup> and NFC touch-to-print <sup>11</sup> (with purchase of HP Jetdirect 3000w NFC/Wireless Accessory)

<b>Network capabilities</b>	Standard: via HP Jetdirect Ethernet embedded print server supports: 10Base-T, 100Base-Tx, 1000Base-T; 802.3az (EEE) support on Fast Ethernet and Gigabit Ethernet; IPsec  Optional: 802.11a/b/g/n wireless networking (with purchase of optional HP Jetdirect 2900nw Print Server) <sup>10</sup>
<b>Network protocols</b>	IPv4/IPv6: Apple Bonjour compatible (Mac OS v10.2.4 or higher), SNMPv1/v2c/v3, HTTP, HTTPS, FTP, TFTP, Port 9100, LPD, WS Discovery, IPP, Secure-IPP, IPsec/Firewall; IPv6: DHCPv6, MLDv1, ICMPv6; IPv4: Auto-IP, SLIP, Telnet, IGMPv2, BOOTP/DHCP, WINS, IP Direct Mode, WS Print
<b>Security<sup>16</sup></b>	Identity Management: Kerberos authentication, LDAP authentication, 1000 user PIN codes, optional HP and third-party advanced authentication solutions (e.g., badge readers)  Network: IPsec/firewall with Certificate, Pre-Shared Key, and Kerberos authentication, Supports WJA-10 IPsec configuration Plug in, 802.1X authentication (EAP-PEAP, EAP-TLS), SNMPv3, HTTPS, Certificates, Access Control List, HP Trusted Platform Module (TPM) comes standard  Data: Storage Encryption, Encrypted PDF & Email (uses FIPS 140 validated cryptographic libraries from Microsoft), Secure Erase, SSL/TLS (HTTPS), Encrypted Credentials  Device: Security lock slot, USB port disablement, Hardware Integration Pocket for security solutions, <sup>17</sup> Intrusion Detection with Red Balloon Security Technology (constant in-device monitoring for attacks), HP Sure Start Secure Boot (BIOS integrity checking with self-healing capability), Whitelisting (loads only known good code (DLLs, EXEs, etc.)), HP Connection Inspector (checks outgoing network connections to stop suspicious requests; may require a firmware update)  Security Management: Compatible with HP JetAdvantage Security Manager, <sup>20</sup> Device Security Syslog Messages processed and accessible in ArcSight, Splunk, and SIEMonster SIEMs  For more security settings go to <a href="http://h10032.www1.hp.com/ctq/Manual/c03602120">http://h10032.www1.hp.com/ctq/Manual/c03602120</a>
<b>Printer management</b>	HP JetAdvantage Security Manager; <sup>20</sup> HP SNMP Proxy Agent; HP Web JetAdmin Software; <sup>19</sup> HP WS Pro Proxy Agent; Printer Administrator Resource Kit for HP Universal Print Driver <sup>32</sup>
<b>Compatible operating systems<sup>33</sup></b>	Windows® OS: Windows 10 all 32- and 64-bit editions (excluding RT OS for Tablets), Windows 7 all 32- and 64-bit editions, Windows 8/8.1 all 32- and 64-bit editions (excluding RT OS for Tablets), Windows Vista all 32-bit editions (Home Basic, Premium, Professional, etc.), Windows XP® SP3 32-bit editions (XP Home, XP Pro, etc.)  Mac OS: 10.12 Sierra, OS X 10.10 Yosemite, OS X 10.11 El Capitan  Mobile OS: Android™  Linux Boss (5.0), Linux Debian (7.0, 7.1, 7.2, 7.3, 7.4, 7.5, 7.6, 7.7, 7.8, 7.9, 8.0, 8.1, 8.2, 8.3, 8.4, 8.5, 8.6), Linux Fedora (22, 23, 24), Linux Mint (17, 17.1, 17.2, 17.3, 18), Linux Red Hat Enterprise (6.0, 7.0), Linux SUSE (13.2, 42.1), Linux Ubuntu (12.04, 14.04, 15.10, 16.04, 16.10); Other OS: UNIX®
<b>Compatible network operating systems</b>	Citrix MetaFrame Presentation Server 3.0, Citrix MetaFrame XP Presentation Server (Feature Release 1, 2, and 3), Citrix on Windows Server® 2003/2003R2, Citrix on Windows Server 2008/2008R2/2008 R2 SP1, Citrix on Windows Server 2012/2012R2, Citrix Presentation Server 4.0/4.5, Citrix XenApp 5.0 (plus Feature Pack 2 & 3) for Windows Server 2008 Terminal Services 32- and 64-bit, Citrix XenApp 6.0/6.5 (for Windows Server 2008 R2 Terminal Services, 32- and 64-bit), Citrix XenApp 6.0/6.5/7.5 (for Windows Server 2008 R2 SP1 Terminal Services, 32- and 64-bit), Citrix XenApp 7.5 (for Windows Server 2012 and 2012 R2 Terminal Services, 64-bit), Citrix XenDesktop 5.6 (for Windows Server 2008 R2 Terminal Services, 32- and 64-bit), Citrix XenDesktop 5.6/7.0/7.5 (for Windows Server 2008 R2 SP1 Terminal Services, 32- and 64-bit), Citrix XenDesktop 7.0/7.5 (for Windows Server 2012 and 2012 R2 Terminal Services, 64-bit)  Novell NetWare 6.5/SP8 Novell Clients <a href="http://novell.com/iprint">novell.com/iprint</a> , Novell iPrint Appliance v1.0, Novell Open Enterprise Server 11/SP1, Novell Open Enterprise Server 2 for Linux, Novell Servers <a href="http://novell.com/iprint">novell.com/iprint</a>  Windows Server 2003/2003 R2 32-/64-bit (SP1/SP2) Standard/Enterprise/Datacenter (+ Cluster & Terminal Services), Windows Server 2003/2003 R2 32-bit (SP1/SP2), Standard/Enterprise (+ Cluster & Terminal Services), Windows Server 2008 32-/64-bit (SP2) Standard/Enterprise (+ Cluster & Terminal Services), Windows Server 2008 R2 64-bit (SP1) Standard/Enterprise (+ Cluster & Terminal Services), Windows Server 2008/2008 R2 32-/64-bit (SP1/SP2) Standard/Enterprise/Datacenter (+ Cluster & Terminal Services), Windows Server 2012/2012 R2 64-bit Standard/Foundation/Essentials/Datacenter (+ Cluster & Terminal Services), Windows Server 2016/ 64-bit Standard/Essential/Datacenter (+ Cluster & Terminal Services)
<b>System requirements, Windows</b>	A compatible operating system (see above); 2 GB available hard disk space; OS hardware requirements (see <a href="http://microsoft.com">microsoft.com</a> )
<b>System requirements, Macintosh</b>	A compatible operating system (see above); Internet; 1.3 GB available hard disk space; OS hardware requirements (see <a href="http://apple.com">apple.com</a> )
<b>Dimensions (width x depth x height)</b>	Operating: 813 x 591 x 458 mm (32 x 23.25 x 18 in) Maximum: <sup>34</sup> 896 x 591 x 534 mm (35.25 x 23.25 x 21 in)
<b>Weight (with print cartridges)</b>	45.6 kg (100.53 lb)
<b>What's in the box</b>	HP PageWide Enterprise Color 765dn printer; HP 982 Setup Black PageWide Cartridge (~10,000 pages); <sup>35</sup> HP 982 Setup Cyan PageWide Cartridge, HP 982 Setup Magenta PageWide Cartridge, HP 982 Setup Yellow PageWide Cartridge (CMY composite ~8,000 pages); <sup>35</sup> Installation guide; Support flyer; documentation on CD-ROM; Power cord
<b>Warranty</b>	One-year, next-business day, onsite warranty; Warranty and support options vary by product, country, and local legal requirements. Go to <a href="http://hp.com/support">hp.com/support</a> to learn about HP award-winning service and support options in your region.
<b>Software included</b>	HP Connected, HP Device Experience (DXP), HP PCL 6 (XPS) Printer Driver, HP Software Installer/Uninstaller, Mac OS Welcome Screen (directs users to <a href="http://123.hp.com">123.hp.com</a> or OS App Source for printer software), Online user manuals
<b>HP SureSupply supported</b>	HP SureSupply alerts you when your print cartridge is running low and helps you purchase online or locally through HP or a participating retailer. Only available with Original HP supplies; Internet access required. To learn more, visit <a href="http://hp.com/go/SureSupply">hp.com/go/SureSupply</a> .

# Environmental and power specifications

## HP PageWide Enterprise Color 765dn

<b>Environmental ranges</b>	
Temperatures	Recommended operating: 17 to 25° C (63 to 77° F); Operating: 15 to 30° C (59 to 86° F); Storage before initial setup (Non-Purged): -40 to 60° C (-40 to 140° F); Storage after initial setup (Purged): 0 to 60° C (32 to 140° F) <sup>36</sup>
Relative Humidity	Recommended operating range: 30 to 70% RH; Operating range: 10 to 80% RH; Non-operating range: 10 to 80% RH
<b>Acoustic pressure emissions<sup>37</sup></b>	Ready mode: inaudible; Active print: 54 dB(A)
<b>Acoustic power emissions</b>	Ready mode: inaudible; Active print: 6.8 B(A)
<b>Power specifications<sup>38</sup></b>	
Power supply	Built-in; Input voltage: 100 to 240 VAC, 50/60 Hz
Power consumption	Printing: 600 watts; Ready: 17 watts; Sleep: 1.0 watts; Auto-Off/Manual On: 0.2 watts; Manual Off: 0.2 watts
Typical Electricity Consumption (TEC)	1.254 kWh/week
Energy-saving features	HP Auto-On/Auto-Off Technology <sup>39</sup>
<b>Environmental specifications</b>	ENERGY STAR® certified; EPEAT® Silver <sup>40</sup>
<b>Safety and regulatory compliance</b>	EN 60950-1:2006 + A11:2009 +A1:2010 +A12:2011 +A2:2013; IEC 60950-1:2005 +A1:2009 +A2:2013; EN 62471:2008/IEC 62471:2010; EN 62479:2010/IEC 62479:2010; China CCC, GS, UL Listed; Other safety approvals as required by individual countries
<b>Electromagnetic emission standard</b>	CISPR 22:2008 Class A, CISPR 32:2012 Class A, EN 55032:2012 Class A, FCC CFR 47 Part 15 Class A/ICES-003, Issue 6 Class A, EN 61000-3-3:2013, EN 61000-3-2:2014; Other EMC approvals as required by individual countries

# Ordering information

Use accessories and supplies specifically designed for the printer to help provide efficient performance. To order the accessories and supplies listed here, go to [hp.com](http://hp.com). To contact HP by country, please visit [hp.com/go/contact](http://hp.com/go/contact). If you don't have access to the Internet, contact your qualified HP dealer.

<b>Product</b>	HP PageWide Enterprise Color 765dn	J7Z04A
<b>Supplies<sup>35</sup></b>	HP 982A Black Original PageWide Cartridge (~10,000 pages) HP 982X High Yield Black Original PageWide Cartridge (~20,000 pages) HP 982A Cyan Original PageWide Cartridge (~8,000 pages) HP 982X High Yield Cyan Original PageWide Cartridge (~16,000 pages) HP 982A Yellow Original PageWide Cartridge (~8,000 pages) HP 982X High Yield Yellow Original PageWide Cartridge (~16,000 pages) HP 982A Magenta Original PageWide Cartridge (~8,000 pages) HP 982X High Yield Magenta Original PageWide Cartridge (~16,000 pages) HP PageWide Printhead Wiper Kit (~150,000 pages) HP PageWide Service Fluid Container (~150,000 pages) HP PageWide Roller Kit (~150,000 pages)	T0B26A T0B30A T0B23A T0B27A T0B25A T0B29A T0B24A T0B28A W1B43A W1B44A W1B45A
<b>Accessories</b>	HP PageWide 550-sheet Paper Tray HP PageWide 550-sheet Paper Tray and Stand HP PageWide 3x550-sheet Paper Tray and Stand HP PageWide 4000-sheet HCI Paper Tray and Stand HP 1 GB DDR3 x32 144-Pin 800 MHz SODIMM HP High-Performance Secure Hard Disk HP Foreign Interface Harness HP Jetdirect 2900nw Print Server HP Jetdirect 3000w NFC/Wireless Accessory <sup>11</sup> HP Internal USB ports	A7W99A W1B50A W1B51A W1B52A E5K48A B5L29A B5L31A J8O31A J8O30A B5L28A
<b>HP Services</b>	Boost performance—it's your choice. HP Care provides options to help you manage imaging and printing—from Care Pack services to customisable and advisory services. With HP Managed Print Services, we oversee everything for you.	Make sure your imaging and printing investments are protected with Care Pack, part of HP Care. Pick your package of services to keep your printer running and your business moving. Now your office can spend less time trouble-shooting and more time getting things done. For a complete listing of HP Care Pack Service offerings, visit <a href="http://hp.com/go/cpc">hp.com/go/cpc</a> . <sup>41</sup>
	HP 3 yr Next Business Day Service with Defective Media Retention for PW Ent Color 76x HP 5 yr Next Business Day Service with Defective Media Retention for PW Ent Color 76x HP 3 yr 4 Hour 9x5 Service with Defective Media Retention for PW Ent Color 76x HP 5 yr 4 Hour 9x5 Service with Defective Media Retention for PW Ent Color 76x HP Installation Service with Network Workgroup Printer	U9RM8E U9RN0E U9RN1E U9RN3E U9JT2E
<b>Solutions</b>	HP Web Jetadmin: <a href="http://hp.com/go/wja">hp.com/go/wja</a> HP Universal Print Driver: <a href="http://hp.com/go/upd">hp.com/go/upd</a> HP JetAdvantage Security Manager: <a href="http://hp.com/go/securitymanager">hp.com/go/securitymanager</a> HP JetAdvantage On Demand Cloud Solutions: <a href="http://hp.com/go/jetadvantageondemand">hp.com/go/jetadvantageondemand</a> HP LaserJet Fonts, Barcodes, and IPDS Emulation available at <a href="http://hp.com/go/laserjetfonts">hp.com/go/laserjetfonts</a> To learn more about available infrastructure, management, and workflow solutions, visit <a href="http://hp.com/go/printing solutions">hp.com/go/printing solutions</a>	

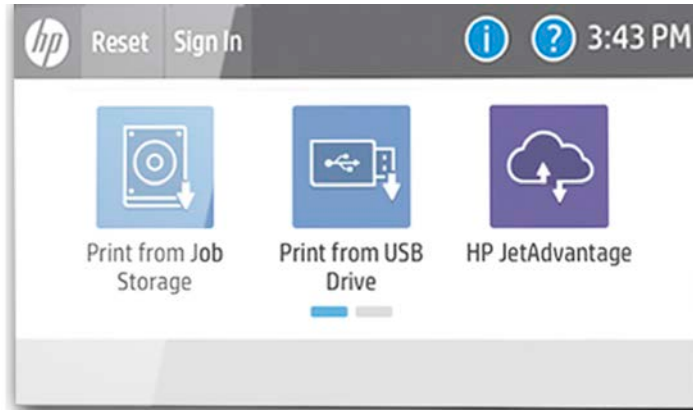
# Appendix A: Control panel features



The new user interface enables **swiping**, **rotate**, and **drag-and-drop** capabilities

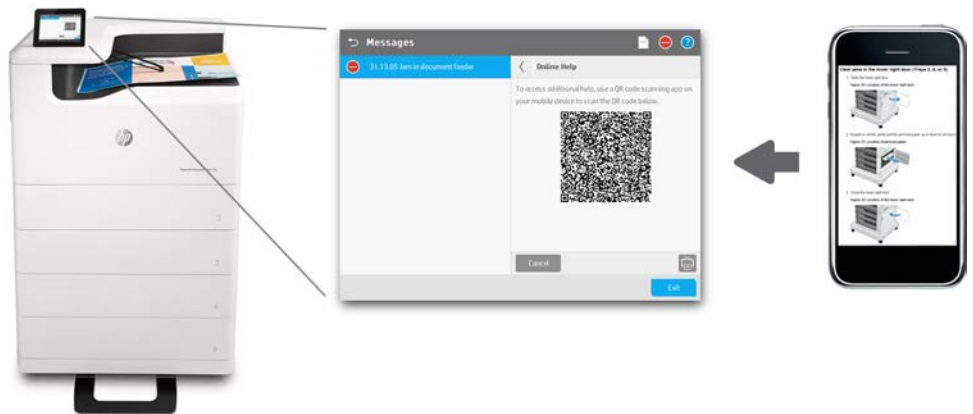
## Upgrade to a modern interface

The HP PageWide Enterprise Color 765dn printer is powered by HP FutureSmart 4.0 firmware. Its modern, tablet-like interface keeps things simple and intuitive across your fleet of Enterprise devices. A scalable control panel interface improves future extensibility and provides a robust set of new apps and usability features. The new Message Center, with more detailed information and helpful animations, makes it easy to address device events. The simplified home screen displays just a few core apps by default. The 10.9 cm (4.3-inch) touchscreen is shown below. Additional apps are easily accessed by swiping right to left, like with a smartphone or tablet.



## Troubleshoot with ease

The HP PageWide Enterprise Color 765dn printer can help save your IT department valuable time when it comes to troubleshooting problems. The Remote Control Panel allows users to operate the user interface remotely, so IT can troubleshoot problems without running to the printer.<sup>42</sup> Users can also quickly troubleshoot technical issues with HP's innovative, cloud-based Online Help services that are relevant and up to date. Easily solve problems from your PC or mobile device. A Quick Response (QR) code on the touchscreen links to Online Help using smart phones and tablets.<sup>43</sup> You can also find these links in the HP Embedded Web Server event log.



# Appendix B: Security features



## The world's most secure printing<sup>2</sup>

The HP PageWide Enterprise Color 765dn printer is designed to work together with security solutions to help reduce risk, improve compliance, and protect your network from end to end. Protect your device, data, and documents with built-in and optional security features.<sup>16</sup>

### Protect your device

As capabilities expand and devices become more integrated into your work, device security becomes increasingly important. These features help protect the printer:

- **Embedded protection:** Multi-level, built-in features help protect your device against complex security threats from boot up to shut down. For details, see [hp.com/go/PrintersThatProtect](http://hp.com/go/PrintersThatProtect).
  - HP Sure Start helps the device BIOS to boot up properly every time with unaltered HP genuine code and without corruption. If an anomaly is detected, the device can repair itself by rebooting.
  - Whitelisting helps the device firmware to load properly with HP genuine code—without corruption—every time.
  - Run-time intrusion detection guards against malware, by continually monitoring activity to detect and stop attacks. If an anomaly is detected, the device automatically reboots.
  - HP Connection Inspector checks your printer's outgoing network connections to stop suspicious requests and thwart malware by automatically triggering a self-healing reboot. (May require a firmware update.)
- **Encrypted storage with secure erase:** The device comes with built-in encryption to protect data. When stored data is no longer needed, use built-in device capabilities to securely overwrite data and safely remove sensitive information. HP offers multiple mechanisms to erase stored data, including functionality that is designed to conform to U.S. National Institute of Science and Technology (NIST) Special Publication 800-88.
- **Ports and protocols:** FTP and Telnet are closed by default to help prevent unsecure protocols from being used. Unused physical ports (such as host USB ports or network ports) can be disabled to prevent unauthorised use.
- **Administrator access control for device:** You can set administrator passwords so only IT staff or other authorised personnel can set up and configure device settings.
- **Common Criteria Certification:** HP Enterprise devices are certified as compliant with internationally recognised security standards, such as Common Criteria Certification (CCC) and FIPS 140.



### Protect your data

Your printer harbours sensitive information—make sure it's not at risk.

- **Network protection:** 802.1x or IPsec encrypted network standards can help protect data travelling over the network between the device and management tools such as HP Web Jetadmin<sup>19</sup> or the Embedded Web Server.
- **Encrypt data in transit:**
  - Protect print jobs travelling to the device with encryption such as Internet Print Protocol over TLS (IPPS). Or, Secure Encrypted Print with HP Universal Print Driver<sup>32</sup> provides true symmetric AES256 print job encryption and decryption from the client to the page based on a user-defined password using FIPS 140 validated cryptographic libraries from Microsoft.
  - Use CipherSuite Encryption Strength to select encryption strength to prevent the use of legacy or insecure protocols for data in transit.
- **Encrypt data at rest:**
  - The optional HP High-Performance Secure Hard Disk provides full 256-bit AES hardware encryption to protect sensitive business information, such as print jobs or passwords.
  - The HP Trusted Platform Module (TPM) helps strengthen protection of encrypted credentials and data by automatically sealing device encryption keys to the TPM. It provides secure device identity by generating and protecting certificate private keys.<sup>18</sup>
- **Firewall:** Prevent malware and viruses from entering your network by limiting printer access to computing devices in network.

### Resources

HP JetAdvantage Security Solutions:

- Web site: [hp.com/go/printsecurity](http://hp.com/go/printsecurity)
- Solution brief: <http://h20195.www2.hp.com/V2/GetPDF.aspx/4AA3-1295EEW.pdf>
- Video: <http://hp.brightcovegallery.com/products/detail/video/4270905124001/>

HP JetAdvantage Security Manager:<sup>20</sup>

- Web site: [hp.com/go/securitymanager](http://hp.com/go/securitymanager)
- Brochure: <http://h20195.www2.hp.com/V2/GetPDF.aspx/4AA3-9275EEW.pdf>
- Video: <http://hp.brightcovegallery.com/products/detail/video/4270837770001/>

- **Authentication and authorisation:** Manage user access using native features or optional solutions.
  - With native user authentication, you can require users to sign in with PIN/PIC, LDAP, or Windows/Kerberos authentication. You can also integrate these with Active Directory.
  - With optional authentication solutions like HP Access Control, you can enable advanced authentication using proximity cards or NFC-enabled mobile devices. To learn more, visit [hp.com/go/hpac](http://hp.com/go/hpac). The Hardware Integration Pocket enables integration of select card readers.<sup>17</sup>
- **Role-based access controls:** Restrict access to management utilities, avoid unwanted device configurations, and help reduce costs and security risks through printer feature restrictions.
  - With HP FutureSmart 4, you have more control than ever before over device security and permission settings. IT administrators can decide who can interact with certain device capabilities.
  - Optional HP Access Control Rights Management allows you to give different capabilities to different users, or even entire departments, depending on their needs. For example, you can give users access to specific imaging and printing devices to promote a more responsible use of company assets.
- **Mobile printing:** Wireless direct<sup>10</sup> and NFC touch-to-print<sup>11</sup> allow mobile users to connect to the printer without accessing the company network. HP also offers server-based mobile print solutions that provide secure pull printing, as well as advanced management and reporting capabilities. For more information about HP JetAdvantage Connect and HP Access Control, please visit [hp.com/go/businessmobileprinting](http://hp.com/go/businessmobileprinting).
- **CA and Device Identity Certificates:** This printer supports identity certificates signed by a corporate certificate authority, which provides verification of identity and authenticity. This device also supports CA certificates for validation of identity certificates. Certificates can enable secure end-to-end communications with the device when used with features like IPsec, Secure-IPP, HP ePrint, and more. Additional certificates can be stored for validating S/MIME email servers and 802.1x authentication. Save time by using HP JetAdvantage Security Manager to automatically install and renew certificates.<sup>20</sup>



#### Safeguard your physical documents

HP offers several solutions to help keep documents from falling into the wrong hands and help prevent fraud.

- **PIN/Pull printing:** Have documents held and released only to the person who printed them. Pull printing solutions help protect sensitive data by requiring authentication at the device, and give users the flexibility of pulling the documents from any device that is enabled with the solution.
  - Built-in PIN printing: When users send confidential print jobs, they assign a PIN, which they must enter at the device to release the job.
  - HP JetAdvantage Secure Print: With this affordable solution designed for SMB, jobs can be stored in the cloud or on the user's desktop. It's easy to set up and use, allows users to release jobs from a mobile device, and supports multi-vendor devices. For more information, visit [hp.com/go/JetAdvantageSecurePrint](http://hp.com/go/JetAdvantageSecurePrint).<sup>44</sup>
  - HP Access Control Secure Pull Printing: This optional robust server-based solution offers multiple forms of authentication including badge release, as well as enterprise level security, management, and scalability. To learn more, visit [hp.com/go/hpac](http://hp.com/go/hpac).



### HP JetAdvantage Security Manager

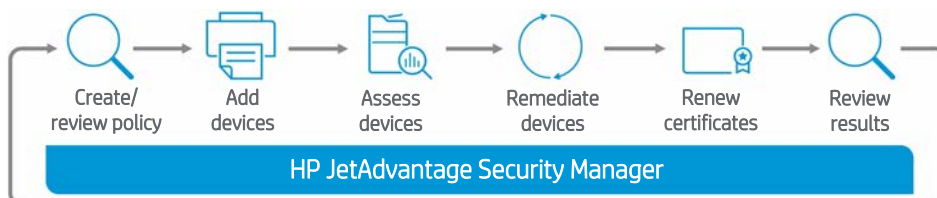
Secure your HP printing fleet with the solution Buyers Laboratory (BLI) calls trailblazing.<sup>20</sup>

## Easily manage security across the fleet

### HP JetAdvantage Security Manager

Easily set security configuration policies and automatically validate settings for every HP printer in your fleet. Optional HP JetAdvantage Security Manager offers an effective, policy-based approach.<sup>20</sup>

- Automate many tedious tasks so you can free up time for your IT staff and protect the data and documents that matter most to your business.
- Streamline the process to securely deploy and monitor devices by applying a single security policy across the fleet.
- Easily create a print security policy for your environment by leveraging the HP Security Manager Base Policy template.
- Secure new HP devices as soon as they are added to your network, or after a reboot, with HP Instant-on Security. The software automatically configures settings to comply with your corporate security policy.
- Improve the security of your infrastructure and device communications by deploying unique identity certificates and monitoring to ensure they remain valid. With HP Security Manager's efficient fleet management of certificates, the administrative overhead to install certificates across your fleet is now less than manually installing on a single device.
- Actively maintain and verify compliance with your defined security policies by using HP Security Manager automated monitoring and risk-based reporting.



To learn more about HP JetAdvantage Security Manager, please visit [hp.com/go/securitymanager](http://hp.com/go/securitymanager).

### Works with SIEM tools

Get instant notification of potential security issues so immediate action can be taken to prevent potential attacks. Event data from HP Enterprise devices can be sent to Security Information and Event Management (SIEM) tools such as ArcSight, Splunk, or SIEMonster for real-time monitoring. IT security can easily view printer endpoints as part of the broader IT ecosystem to detect and resolve printer security alerts.



## HP security best practices

Since 2005, HP has published security best practice checklists for networked environments common to enterprises and small to medium businesses. For more information on HP security solutions and checklists, please visit [hp.com/go/printsecurity](http://hp.com/go/printsecurity).



# Appendix C: Fleet management features

## Simple one-to-one device management

The printer can also be managed using the HP Embedded Web Server. Use a web browser to monitor status, configure network parameters, or access device features.

## Control colour access

Use HP Web Jetadmin<sup>19</sup> and the HP Universal Print Driver<sup>32</sup> to assign colour access by user, time of day, or application, or disallow colour output completely until it's needed for special projects. People who truly need to leverage the power of colour—such as your sales team and marketing department—can, while others automatically default to black-and-white output.<sup>21</sup>

## Resources

HP Web Jetadmin:

- Web site: [hp.com/go/wja](http://hp.com/go/wja)
- Solution brief: <http://h20195.www2.hp.com/V2/GetPDF.aspx/4AA5-2719EEW.pdf>
- Video: <http://hp.brightcovegallery.com/solutions/detail/video/4271055504001/>

HP Universal Print Driver:

- Web site: [hp.com/go/upd](http://hp.com/go/upd)
- Solution brief: <http://h20195.www2.hp.com/V2/GetPDF.aspx/4AA2-4781EEW>

## Efficiently manage from a central location

The HP PageWide Enterprise Color 765dn printer is supported by HP Web Jetadmin,<sup>19</sup> an HP JetAdvantage Management Solution. This single solution allows you to efficiently manage a wide variety of networked and PC-connected devices, including printers, multifunction products, and scanners. Remotely install, configure, troubleshoot, safeguard, and manage your devices—ultimately increasing business productivity by helping you save time, control costs, protect your assets, and provide a better return on your investment. Easily integrate new HP devices without having to upgrade HP Web Jetadmin. A universal plug-in lets you support most features of new devices and apply corporate policies in one step—helping to save time and simplify device management.<sup>19</sup>

HP Web Jetadmin enables you to:

- Gain a clear picture of how many and what kinds of devices you have.
- Get visibility into your supplies usage, so you can make smarter purchasing decisions, reduce spending, and even track and allocate printing costs to individual departments or users.
- Simplify, and, in many cases, automate routine tasks. For example, you can apply fleet-wide policies to automatically configure new devices with the right printing and security settings when they're added to your network.
- Give your help desk staff the tools they need—such as automatic alerts—to resolve problems quickly, and often proactively, before a call is even received.
- Verify that your devices are up-to-date with the latest firmware and are properly configured (especially important for organisations that need to meet regulatory requirements).
- Use robust tracking and reporting tools to help you make better decisions about how your devices are deployed across your organisation, so you can make the most of your IT investments.
- Take advantage of additional options, like the HP Database Connectivity Module, which works together with Web Jetadmin to help you establish and help achieve environmental goals.
- Get the ultimate in investment protection with HP Web Jetadmin Premium Support. This expanded service option gives your staff access to HP's dedicated software support engineers, who provide advice, usage recommendations, problem diagnosis, and more.

HP Web Jetadmin can benefit IT-managed print environments of all sizes, from large enterprises managing thousands of devices to small businesses with just a handful. For more information—or to download this software tool at no additional charge—visit [hp.com/go/wja](http://hp.com/go/wja).

## Make it easy for all to print with one common driver

The HP Universal Print Driver (UPD) enables both mobile Microsoft device users and traditional desktop users to access the full features of nearly every HP device in your managed printing environment without the need for assistance.<sup>32</sup>

Eliminate the clutter on your computer by replacing multiple print drivers with one versatile solution. Empower IT by dramatically reducing the number of drivers they have to manage—and by giving them the tools they need to improve efficiency. With the HP UPD, your IT team can easily adjust device settings to help reduce printing costs, improve security, and help meet environmental goals. For example, it's simple to push two-sided printing or quicker sleep times across the fleet. Plus, the valuable tools in the HP UPD Printer Administrator's Resource Kit help you save time and money by streamlining IT tasks, implementing printing policies, and monitoring usage across the enterprise. You can also use the HP UPD in tandem with HP Web Jetadmin to create fleet-wide managed printer lists, reports, and more.

You can download this valuable fleet driver solution and the tools in the Printer Administrator's Resource Kit for no additional charge. For more information about how the HP Universal Print Driver can help you protect your imaging and printing investment, simplify management, and boost productivity, visit [hp.com/go/upd](http://hp.com/go/upd).



<sup>1</sup> Lowest cost per colour page claim applies to devices that are not sold under contract: Comparison of HP PageWide A3 devices with the majority of in-class colour ink/laser MFPs (\$3,000-\$7,499), and colour ink/laser single function printers (\$1,500-\$2,999) as of January/February 2017; market share as reported by IDC as of Q4 2016. Cost per page (CPP) reported by Gap Intelligence Pricing & Promotions Report January/February 2017, comparisons for devices/supplies not sold under contract are based on published specifications of the manufacturers' highest-capacity cartridges, inclusive of long-life consumables and page yield. Average HP yield based on ISO/IEC 24711 and continuous printing in default mode. Actual yield varies based on content of printed pages and other factors. For more information, see [hp.com/go/learnaboutequipment](http://hp.com/go/learnaboutequipment) and [hp.com/go/PageWideClaims](http://hp.com/go/PageWideClaims).

<sup>2</sup> HP's most advanced embedded security features are available on HP Enterprise-class devices with FutureSmart firmware 4.5 or above and is based on HP review of 2016-2017 published embedded security features of competitive in-class printers. Only HP offers a combination of security features for integrity checking down to the BIOS with self-healing capabilities. For a list of compatible products, visit: [hp.com/go/PrintersThatProtect](http://hp.com/go/PrintersThatProtect). For more information, visit: [hp.com/go/printersecurityclaims](http://hp.com/go/printersecurityclaims).

<sup>3</sup> High-yield cartridges are not included in printer purchase; purchase separately. Comparison is based on ISO 24711 cartridge yields for HP 982X series High-Yield Original PageWide Cartridges compared with HP 982A series Original PageWide Cartridges. Learn more at [hp.com/go/learnaboutequipment](http://hp.com/go/learnaboutequipment).

<sup>4</sup> Comparison based on printing in Professional mode.

<sup>5</sup> Fewer service parts claim based on BLI analysis of leading in-class A3 MFPs as of August 2016; calculations use publicly available and/or published manufacturer rated yields for long-life consumables and assume 600,000 pages printed (using a 60% black/40% colour ratio). Learn more at [hp.com/go/pagewideclaims](http://hp.com/go/pagewideclaims).

<sup>6</sup> Energy claim based on TEC data reported on [energystar.gov](http://energystar.gov) as of March 2017. Data normalised to determine energy efficiency of in-class A3 colour laser printers (\$1,500-\$2,999) and MFPs (\$3,000-\$7,499) as of February 2017, excluding other HP PageWide products. Subject to device settings. Actual results may vary.

<sup>7</sup> Programme availability varies. For more information, visit [hp.com/recycle](http://hp.com/recycle).

<sup>8</sup> Comparison of HP PageWide A3 devices with the majority of in-class colour ink/laser MFPs (\$3,000-\$7,499 and €2,820-€7,049), and colour ink/laser single function printers (\$1,500-\$2,999 and €1,410-€2,819) as of April 2017; market share as reported by IDC as of Q4 2016, excluding other HP PageWide products. HP PageWide speeds based on General Office mode and exclude first page. Learn more at [hp.com/go/printerspeeds](http://hp.com/go/printerspeeds).

<sup>9</sup> The HP PageWide Enterprise Color 765dn prints up to 55/75 ppm, A4 and letter, simplex (Professional mode/General Office mode). ISO speeds measured using ISO/IEC 24734. Excludes first page or first set of ISO test pages. For details see [hp.com/go/printerclaims](http://hp.com/go/printerclaims).

<sup>10</sup> The HP PageWide Enterprise Color 765dn can add wireless networking with the purchase of the optional HP Jetdirect 2900nw Print Server. Wireless performance is dependent on physical environment and distance from access point. Wireless operations are compatible with 2.4 GHz routers only.

<sup>11</sup> Touch-to-print capability is optional with the purchase of the optional HP Jetdirect 3000w NFC/Wireless Direct Accessory. Mobile device must support Near Field Communication (NFC)-enabled printing. For more information, see [hp.com/go/businessmobileprinting](http://hp.com/go/businessmobileprinting).

<sup>12</sup> Based on an HP assessment of print manufacturers SaaS offerings as of September 1, 2016, no other print manufacturer offers a single cloud portal for user and app management.

<sup>13</sup> Requires Internet access. Supported browsers include Microsoft® Internet Explorer® 9-11, Google Chrome™ 9 and newer, Mozilla® Firefox® 4 and newer, and Safari 5 and newer. Compatible with select HP LaserJet, PageWide, OfficeJet Pro, and Digital Sender Flow devices that can connect to the Internet. Some apps support multi-vendor environments. May require a firmware upgrade. Learn more at [hp.com/go/jetadvantageondemand](http://hp.com/go/jetadvantageondemand).

<sup>14</sup> The HP PageWide Enterprise Color 765dn can add one paper-handling accessory.

<sup>15</sup> Purchase of optional paper tray required to reach maximum input capacity.

<sup>16</sup> Some features require additional purchase. A FutureSmart service pack update may be required to activate security features. Learn more at [hp.com/go/printsecurity](http://hp.com/go/printsecurity).

<sup>17</sup> Solutions deployed through the Hardware Integration Pocket (HIP) may require additional purchase.

<sup>18</sup> Use of the standard HP Trusted Platform Module accessory may require a firmware upgrade.

<sup>19</sup> HP Web Jetadmin is available for download at no additional charge at [hp.com/go/wja](http://hp.com/go/wja).

<sup>20</sup> HP JetAdvantage Security Manager must be purchased separately. For details, see [hp.com/go/securitymanager](http://hp.com/go/securitymanager). Competitive claim based on HP internal research on competitor offerings (Device Security Comparison, January 2015) and Solutions Report on HP JetAdvantage Security Manager 2.1 from Buyers Laboratory LLC, February 2015.

<sup>21</sup> HP Color Access Control capabilities vary from device to device.

<sup>22</sup> The HP Universal Print Driver is available for download at no additional charge at [hp.com/go/upd](http://hp.com/go/upd).

<sup>23</sup> The HP PageWide Enterprise Color 765dn supports paper sizes up to 305 x 457 mm in the 100-sheet multipurpose tray, which comes standard. The 765dn also includes one standard 550-sheet tray that supports up to 297 x 432 mm. The 765dn can add one of the following paper-handling accessories: 550-sheet paper tray, 550-sheet paper tray and stand, 3x550-sheet paper tray and stand, or 4,000-sheet HCI paper tray and stand. The 550-sheet trays support up to 297 x 432 mm. The optional HCI tray supports up to A4 size.

<sup>24</sup> Recommended Monthly Page Volume: HP recommends that the number of printed pages per month be within the stated range for optimum device performance, based on factors including supplies replacement intervals and device life over an extended warranty period.

<sup>25</sup> An administrator must enable the easy-access USB port before use.

<sup>26</sup> Measured using ISO/IEC 17629. Exact speed for first page out varies depending on the system configuration, software application, driver, and document complexity. Learn more at [hp.com/go/printerclaims](http://hp.com/go/printerclaims).

<sup>27</sup> Measured after 15 minutes in sleep. Exact speed varies depending on the system configuration, software application, driver, document complexity, and time in sleep.

<sup>28</sup> Upgradeable to 2560MB with optional DIMM.

<sup>29</sup> Duty cycle is defined as the maximum number of pages per month of imaged output. HP recommends that the number of printed pages per month be within the stated range for optimum device performance, based on factors including supplies replacement intervals and device life over an extended warranty period.

<sup>30</sup> Printer requires ePrint account registration. App or software may be required. Wireless operations are compatible with 2.4 GHz operations only. Learn more at [hp.com/go/mobileprinting](http://hp.com/go/mobileprinting).

<sup>31</sup> Supports the following devices running iOS 4.2 or later: iPad, iPad 2, iPhone (3GS or later), iPod touch (3rd generation or later). Works with HP's AirPrint-enabled printers and requires the printer be connected to the same network as your iOS device. Wireless performance is dependent on physical environment and distance from the access point.

<sup>32</sup> The HP Universal Print Driver is available for download at no additional charge at [hp.com/go/upd](http://hp.com/go/upd).

<sup>33</sup> Full solution software available only for Windows 7 and newer, UPD software available only for Windows 7 and newer, HP Software for Mac and Windows is no longer included on the CD, but can be downloaded from [123.hp.com](http://123.hp.com). Legacy Windows Operating Systems (XP, Vista, and equivalent servers) get print and scan drivers only with a reduced feature set, Windows RT OS for Tablets (32- and 64-bit) uses a simplified HP print driver built into the RT OS.

<sup>34</sup> Maximum dimensions of the device are measured with all paper trays folded out and standard accessories installed.

<sup>35</sup> Toner cartridge yields established using ISO/IEC test standards. Actual yields and costs vary considerably depending on images printed, number of colour pages printed, and other factors.

---

<sup>36</sup> If stored below the lowest specified operating temperature, unit must slowly warm up to an approved operating temperature (HP recommends waiting 24 hours at approved operating temperature prior to using the printer).

<sup>37</sup> Printing mono simplex A4 at 56 ppm. Acoustic values are subject to change. For current information, see [hp.com/support](http://hp.com/support).

<sup>38</sup> Power requirements are based on the country/region where the printer is sold. Do not convert operating voltages. This will damage the printer and void the product warranty.

<sup>39</sup> HP Auto-On/Auto-Off Technology capabilities are subject to printer and settings.

<sup>40</sup> EPEAT® registered where applicable. EPEAT registration varies by country. See [epeat.net](http://epeat.net) for registration status by country.

<sup>41</sup> Service levels and response times may vary depending on your geographic location. Service starts on date of hardware purchase. Restrictions and limitations apply. For details, visit [hp.com/go/cdc](http://hp.com/go/cdc).

<sup>42</sup> Availability dependent on firmware or software updates or upgrades.

<sup>43</sup> Online Help must be enabled on the printer or MFP. Mobile device must have an Internet connection to access online services.

<sup>44</sup> HP JetAdvantage Secure Print works with any network-connected printer or MFP. On-device authentication is available for many HP LaserJet, PageWide, and OfficeJet Pro devices and selected non-HP devices. Some devices may require a firmware upgrade. Internet connection required for cloud storage and retrieval of print jobs. Print-job release from a mobile device requires a network connection and QR code. For more information and a list of supported printers and MFPs, see [hp.com/go/JetAdvantageSecurePrint](http://hp.com/go/JetAdvantageSecurePrint).

Sign up for updates  
[hp.com/go/getupdated](http://hp.com/go/getupdated)



Share with colleagues

---

© Copyright 2017 HP Development Company, L.P. The information contained herein is subject to change without notice. The only warranties for HP products and services are set forth in the express warranty statements accompanying such products and services. Nothing herein should be construed as constituting an additional warranty. HP shall not be liable for technical or editorial errors or omissions contained herein.

Apple, AirPrint, iPad, iPhone, iPod touch, and Safari are trademarks of Apple Inc. Bluetooth is a trademark owned by its proprietor and used by HP Inc. under license. ENERGY STAR is a registered trademark owned by the U.S. Environmental Protection Agency. Android, Google Chrome, and Google Cloud Print are trademarks of Google Inc. Microsoft, Windows, Windows XP, Windows Server, and Windows Vista are U.S. registered trademarks of the Microsoft group of companies. UNIX is a registered trademark of The Open Group.

4AA7-0821EEP, September 2017, Rev. 1

