

# HP Mobile Printing for HP DesignJet Printers



How to print and scan from a Mobile Device with your HP DesignJet Printer

June, 2016



# How to print and scan from a Mobile Device with your HP DesignJet Printer

- HP Mobile Printing is the **easiest way**<sup>1</sup> to print and scan in large format to your **HP DesignJet Printer**.
- You can print from your Smartphone or Tablet, **Apple®** or **Android™**<sup>3</sup>, device.
- There are **three ways** of doing it:

1. **Direct Printing** from your OS – iOS or Android™<sup>3</sup>



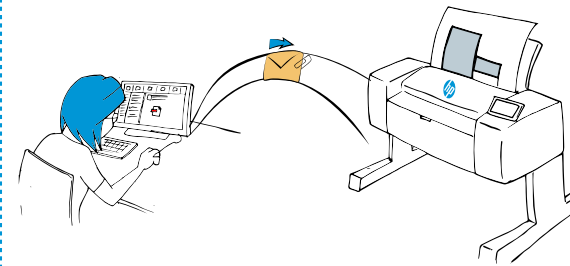
**Apple® & Android™**

Printing to local printers<sup>2</sup>

2. Print, scan, and share from the **HP All-in-One Printer Remote App**<sup>4</sup>



3. **Remote Printing**<sup>2</sup>— Send an attached document to the printer



Enable Web Services in your printer front panel. Send an attached document to the printer's email address (up to 10 MB), and voilà!

<sup>1</sup> Based on a comparison of manufacturer published specifications for large-format printers and MFPs on the market as of July, 2015, HP's Mobile Printing is more comprehensive in terms of capabilities than the mobile printing feature sets on competing printers.

<sup>2</sup> Local printing requires mobile device and printer to be on the same network (usually Wi-Fi access points bridge wireless to wired connections) or have a direct wireless connection. Wireless performance is dependent on physical environment and distance from access point. Wireless operations are compatible with 2.4 GHz operations only. Remote printing requires an Internet connection to an HP web-connected printer. Wireless broadband use requires separately purchased service contract for mobile devices. Check with service provider for coverage and availability in your area. See [www.hp.com/go/designjetmobility](http://www.hp.com/go/designjetmobility) for more details.

<sup>3</sup> The HP Print Service Plugin app is available for Android™ mobile devices running Android™ v.4.4 or later. The app is free from Google Play.

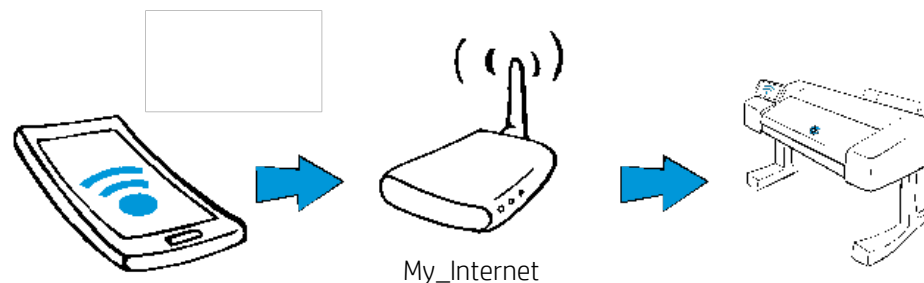
<sup>4</sup> The HP All-in-One Printer Remote mobile app is available for Apple® iPad, iPhone, and iPod Touch running iOS v7.0 or later and for Android™ mobile devices running Android™ v4.4 or later. The HP All-in-One Printer Remote mobile app is available for free from the Apple® App Store for Apple® mobile devices and from the Google Play Store for Android™ mobile devices.

# How to enable Mobile Printing

**Step 1:** Connect your Smartphone or Tablet to the **same network** as your printer by **LAN or Wi-Fi**



iOS doesn't need any installation, just connect to the same network

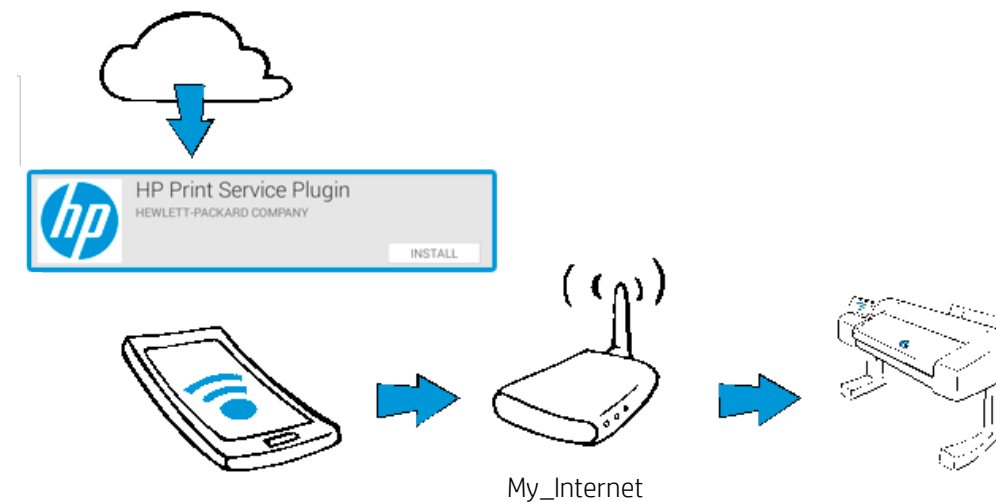


Download **HP Print Service** from



and install it!

Then, connect to the same network



**TIP:** If you have an **HP DesignJet T730** or **HP DesignJet T830 MFP**, connect your mobile device directly to the printer, using **Wi-Fi Direct**.



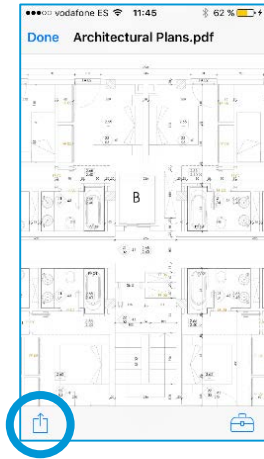


# Start Printing!

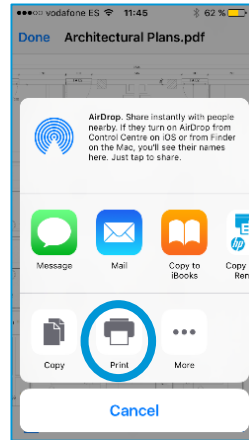
Direct Printing – Once connected to the same network:



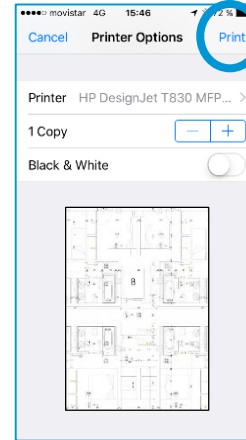
Choose your content and tap the “Share” button 




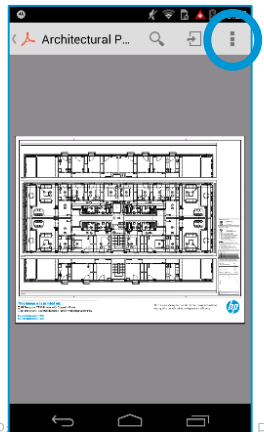
Tap “Print” button



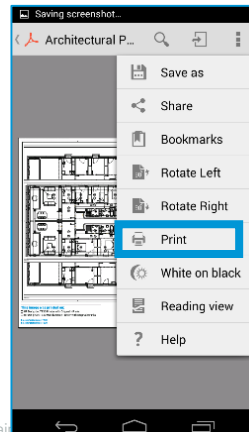
Select your printer and tap “Print”.



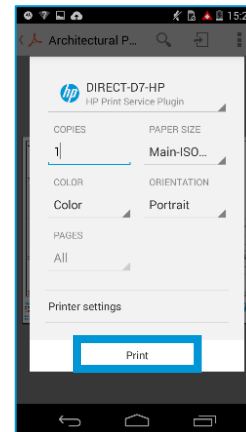
Once downloaded **HP Print Service**, choose your content and tap the “Settings” button 



Tap “Print” button



Select your printer and tap “Print”.






# How to enable HP All-in-One Printer Remote App Print, Scan, and Share – All from one single App!

Download **HP All-in-One Printer Remote App** from:




How to **Scan** to your mobile device with **HP All-in-One Printer Remote App**:

Once the drawing is reviewed and red lined:



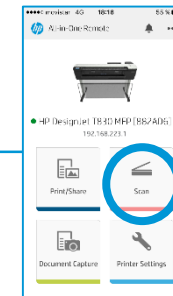
Introduce the drawing in the scanner



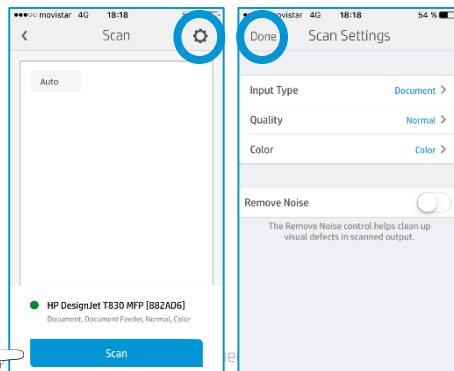
Take your Mobile Device and open **HP AiO Remote App**



Tap **“Scan”**



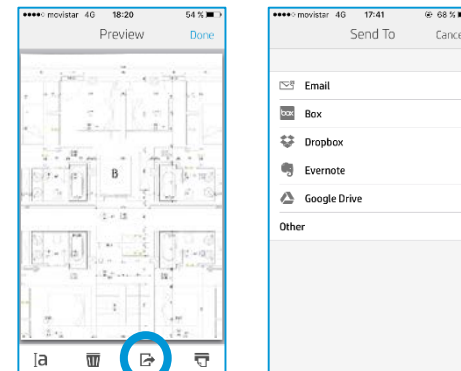
Select **settings** before scanning:



Crop, rotate and **save**:

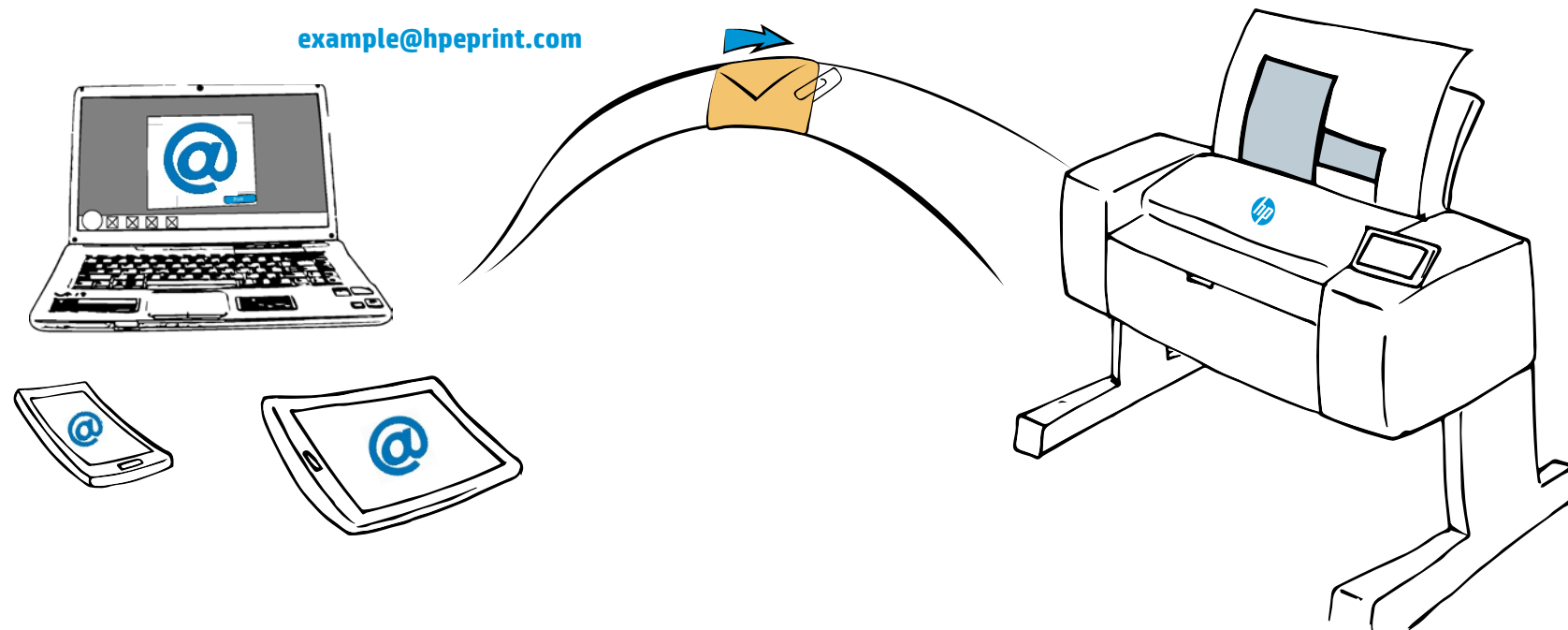


Share by **email** or through the **cloud**:



# Remote Printing

If you can email it, you can print it!



Enable [Web Services](#) in your printer front panel.

**How to do Email Printing:**

Once enabled Web Services, [write](#) an email to the printer's address, [attach](#) a PDF, TIFF or JPEG (up to 10 MB), and [send](#) the email. Done!

You can do Email Printing from whatever device: Smartphones, Tablets, Laptops and Desktops.

**TIP:** Sign in [www.HPConnected.com](http://www.HPConnected.com) to personalize the email address of the printer.

# Compatible Printers

Compatible printers with the three ways of printing from the mobile devices

## Direct Printing and Print from HP All-in-One Remote App compatible printers:

HP DesignJet T120, HP DesignJet T520,  
HP DesignJet T730, HP DesignJet T830 MFP,  
HP DesignJet T920, HP DesignJet T930,  
HP DesignJet T1500, HP DesignJet T1530,  
HP DesignJet T2500 MFP, HP DesignJet T2530 MFP.

## Wi-Fi Direct compatible printers:

HP DesignJet T730, HP DesignJet T830 MFP

## Scan from HP All-in-One Remote App compatible printers:

HP DesignJet T830 MFP, HP DesignJet T2500 MFP,  
HP DesignJet T2530 MFP

## Remote Printing compatible printers:

HP DesignJet T120, HP DesignJet T520,  
HP DesignJet T730, HP DesignJet T790,  
HP DesignJet T795, HP DesignJet T830 MFP,  
HP DesignJet T920, HP DesignJet T930,  
HP DesignJet T1300, HP DesignJet T1500,  
HP DesignJet T1530, HP DesignJet T2300,  
HP DesignJet T2500 MFP, HP DesignJet T2530 MFP,  
HP DesignJet T3500, HP DesignJet Z5400,  
HP DesignJet Z5600, HP DesignJet Z2600,  
HP PageWide XL 4000 Printer Series, HP PageWide XL 4500 Printer Series,  
HP PageWide XL 5000 Printer Series, HP PageWide XL 8000 Printer Series.



# Want to find out more?

# Visit: [HP Mobile Printing for DesignJet](#)







keep reinventing