

How to identify original supplies?



From 2007, all original Samsung printer supplies will carry a new security label to give you and your customers the assurance that the product you have purchased is original. By ensuring that you only supply original Samsung products you can be sure your customers receive the full benefit of Samsung industry leading Research and Development and the highest standards of manufacturing quality. Always check the security label when you purchase a Samsung supplies product by following the guidelines below.

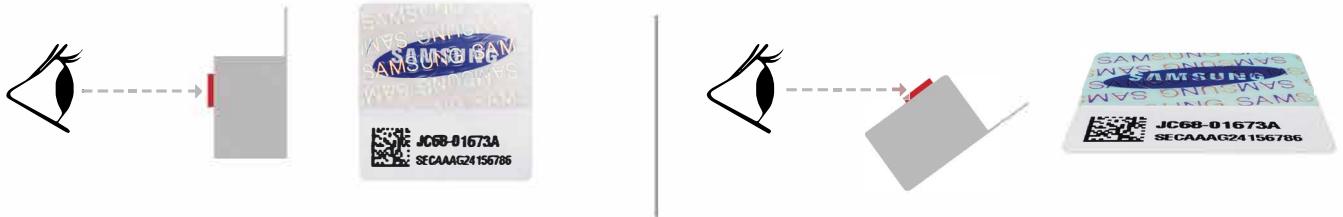
Verification of colour changing security labels

1. Verification of colour changing film

The label changes colour when viewed from different positions. When viewed head-on at an angle of 0° the film is clear. At a viewing angle of about 60° the colour changes to cyan.

2. Verification of colour changing embossed "Samsung Logo"

The embossed characters change colour between red-gold and blue when viewed from different angles. Verification of the embossed character is possible by feeling the texture.




* Some cartridges carry an old design security label. When the security label is tilted, repeating "BLUE STAR" pattern and the "SAMSUNG" name will be visible.

Security labels location

1. Toner Cartridge

Mono & Colour Laser




- Shape: Square
- Label Location: Top of the box on the tear-off
- Models: All Mono & Colour laser cartridges except CLP-300 and CLP-350 colour laser cartridges

Colour Laser for CLP-300/350 Series



- Shape: Rectangular
- Label Location: Top of the box on the tear-off
- Models: CLP-C/M/Y/K 300A, CLP-C/M/Y/K 350A

2. Ink Cartridge



- Shape: Rectangular
- Label Location: left side of the box on the tear-off
- Models: Ink-M40



- Shape: Rectangular
- Label Location: Bottom right of the box
- Models: InkM10, Ink-C10, InkM55, Ink-M50, Ink-C60