
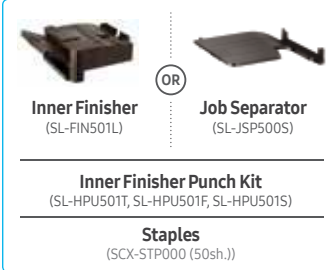


Customize your MFP with Flexible options

Configurations & Options



Paper Output



Paper Input



Kit



*SL-FIN501L is only compatible with K3300

GENUINE SAMSUNG SUPPLIES

Real Savings, Certified Eco-Technology.
Always make the right impression by using genuine Samsung supplies.



SAMSUNG

© Copyright 2018 HP Development Company, L.P. The information contained herein is subject to change without notice. The only warranties for HP products and services are set forth in the express warranty statements accompanying such products and services. Nothing shall be construed as constituting an additional warranty. HP shall not be liable for technical or editorial errors or omissions contained herein. All other trademarks are property of their respective owners.

AirPrint is a trademark of Apple Inc. registered in the U.S. and other countries. Android and Google Cloud Print are trademarks of Google Inc. Microsoft and Windows Corporation are registered trademarks of Microsoft in the United States and/or other countries.

Mopria®, the Mopria® Logo and the Mopria® Alliance logo are registered trademarks and service marks of Mopria Alliance, Inc. in the United States and other countries.

Visit: <http://www.hp.com/go/Samsung>



SAMSUNG

MultiXpress3

Multifunction
K3300 | K3250 Series



Performance and savings you need
Reliability you can trust

SMART PRINTING.
BUSINESS INNOVATION.

Experience Efficiency Streamlined and reliable

Overview

Samsung's K3300 Series A3 mono multifunction printer (MFP) delivers exceptional business performance, reliability and savings for SMBs. Its fast 1 GHz dual-core processor, high scan speed and superb print quality keep your business ready. And its 17.78 cm (7") capacitive touchscreen and NFC Pro make printing smarter and easier, both in the office and on the go. It also features robust security and industry-leading monthly duty cycle for top-notch reliability, plus the performance of Samsung MultiXpress MX4 but at a lower cost.

For dealers, K3300 Series offers an ideal business model. NFC Pro helps you effectively support your customers' business mobility performance and Bring Your Own Device (BYOD) needs with anywhere mobile printing. You can also quickly respond to your customers' service requests using the Samsung Smart Printer Diagnostic System (SPDS) application to maintain reliable print operations. Most importantly, K3300 Series shares service parts with K4350 series to help lower your management and maintenance costs.

Key benefits

Boost productivity with fast, high-quality prints and scans

- Faster printing speed with powerful CPU
- Crisper, clearer results with Samsung technology
- Industry-best monthly duty cycle

Smart device management with more solutions on a highly sensitive touchscreen

- Print from anywhere and share with others
- Tap to print with NFC technology
- Easy user interface

Stay worry-free from security risk, high operational costs and more

- Stay worry-free from failure, security risk and downtime
- Cut operational costs with shared options and parts
- Lower costs with high durability

NFC Pro function is available with a **wireless/NFC kit (option)**



Boost productivity with Fast, high-quality prints and scans

Faster printing speed with powerful CPU

The 1 GHz dual core processor and 1.5 GB memory guarantee faster printing, speedy scanning and enhanced productivity.



Crisper, clearer results with Samsung technology



Samsung's unique Rendering Engine for Clean Page (ReCP) technology improves the quality and vibrancy of your printing by sharpening both graphics and text automatically.



Industry-best monthly duty cycle

With a best-in-class monthly duty cycle of up to 80,000 pages, the Samsung K3300 combines low operating expenses with reliable performance.



Smart Device Management With More Solutions On A Highly Sensitive Touchscreen

Print from anywhere and share with others

Print documents on the go and share them with anyone. Save and share to the cloud without a PC or printer driver with convenient mobile printing solutions such as Google Cloud Print™, AirPrint™, and Mopria®.



Tap to print with NFC technology

Simply tap to print, scan or fax documents from any NFC-supported mobile device using advanced NFC technology. The wireless option with NFC Pro provides user authentication through a mobile device.



Easy user interface

Operating a printer has never been easier with a 17.78 cm (7") capacitive touchscreen for intuitive, smartphone-like usability.



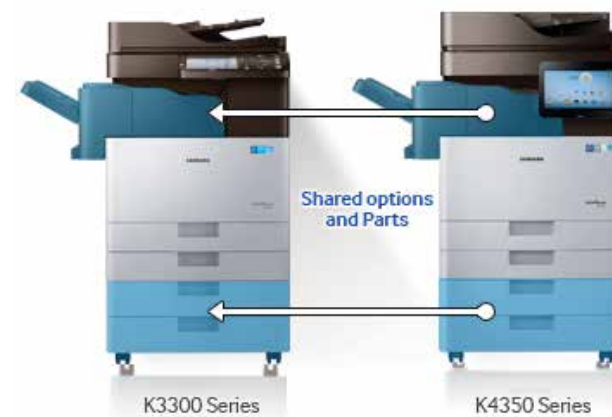
Stay worry-free from Security risk, high operational costs and more

Stay worry-free from failure, security risk and downtime

The Samsung K3300 offers industry-best control of user, document and network access at the enterprise security level. It supports authentication, print job protection, network security and protocols and hard disk protection, while enabling administrators to manage the control panel and printing privileges.



Cut operational costs with shared options and parts



Enjoy cost-efficient printing operations by sharing options and service parts within the K4350. These options include the Inner Finisher, Punch Kit, Fax, Dual Cassette Feeder, Stand, Wireless/NFC Kit, Tray and Roller.



Lower costs with high durability

Best-in-class maximum monthly duty means high durability, reducing costs and eliminating the tedious changing of toner cartridges, drums and developer.



Toner Capacity (Max 25,000 pages)*



* Estimated Yield at 6% Coverage

Samsung multifunction printer

multiXpress3

K3300 | K3250 Series

Specifications

| General | K3300 | K3250 |
|---------------------------------------|--|--|
| Standard Functions | Print, Copy, Scan | |
| Processor | 1 GHz (Dual Core) | |
| Operational Panel | 17.78 cm (7") Color Touch Screen Panel | |
| Memory (Standard) | 1.5 GB | |
| Memory (Maximum) | 1.5 GB | |
| Hard Disk Drive | Optional, 320 GB (User Available Space : 300 GB) | |
| Interface (Standard) | USB Host x 3, Ethernet 10/100/1000 Base TX | |
| Interface (Optional) | IEEE 802.11 b/g/n (NFC Active Type) | |
| Warm-up Time (From Power On) | 25 sec | |
| Warm-up Time (From Sleep) | 23 sec | |
| Power Requirements | AC 220 - 240 V, 50 / 60 Hz, AC110 - 127 V, 50 / 60 Hz (Not dual voltage, power supply varies by country) | |
| Power Consumption | 590 W (Printing), 590 W (Copying), 100 W (Ready), 1.5 W (Sleep), 2.107kWh (TEC) | 590 W (Printing), 590 W (Copying), 100 W (Ready), 1.5 W (Sleep), 1.656 kWh (TEC) |
| Noise Level | Less than 51 dBA (Printing), Less than 55 dBA (Copying), Less than 30 dBA (Ready) | Less than 50 dBA (Printing), Less than 53 dBA (Copying), Less than 30 dBA (Ready) |
| Dimension (WxDxH) | 566 x 620 x 820 mm (22.3" x 24.4" x 32.3") | |
| Weight (SET Only / SET with Supplies) | Set Only : 59 kg (130.1 lb) Set with Supplies : 60.20 kg (132.7 lb) | Set Only : 58.3 kg (128.5 lb) Set with Supplies : 59.50 kg (131.2 lb) |
| Security | SSL/TLS, IPv6, IPsec, SNMPv3, IEEE 802.1x, Kerberos, SMB, LDAP, Protocol&Port Management, IP/MAC Filtering, HDD Encryption, Common Criteria Certification (ISO 15408), Audit Log, Access Control | |
| Client OS Support | Windows : XP (32/64 bit), 2003 Server (32/64 bit), Vista (32/64 bit), 2008 Server (32/64 bit), Windows 7 (32/64 bit), 2008 Server R2 (64 bit), Windows 8 (32/64 bit), Windows 8.1 (32/64 bit), Windows Server 2012 (64 bit), Windows Server 2012 R2 (64 bit), Windows 10 (32/64 bit) Linux : RedHat Enterprise Linux 5, 6, Fedora 12, 13, 14, 15, 16, 17, 18, 19, 20, OpenSUSE 11.2, 11.3, 11.4, 12.1, 12.2, 12.3, 13.1, Ubuntu 10.04, 11.04, 11.04, 12.04, 12.10, 13.04, 13.10, 14.04, SuSE Linux Enterprise Desktop 10, 11, Debian 6, 7, Mint 13, 14, 15, 16 Unix : Sun Solaris 9, 10, 11 (x86, SPARC), HP-UX 11.0, 11i v1, 11i v3 (PA-RISC, Itanium), IBM AIX 5.1, 5.2, 5.3, 5.4, 6.1, 7.1 (PowerPC) Mac : OS 10.5 - 10.11 | |
| Network Protocols | TCP/IPv4, IPv6, DHCP, BOOTP, AutoIP, DNS, DDNS, WINS, Standard TCP/IP, LPR/LPD, IPP, ThinPrint, Google Cloud Print, AirPrint, WSD print, FTP print, HTTP, SNMP (v1/2c/3), Telnet, SLP, Bonjour, UPnP (SSDP), WSD Discovery, SMTP, FTP, LDAP, SMB, Kerberos | |

| Print | K3300 | K3250 |
|-----------------------------|---|-----------------------------|
| Speed (Mono) | Up to 30 ppm in A4 / Letter | Up to 25 ppm in A4 / Letter |
| First Print Out Time (Mono) | As fast as 8.0 sec | As fast as 8.5 sec |
| Resolution | Up to 1,200 x 1,200 dpi with Reduced Speed | |
| Print Languages | PCL5, PCL6, PS3, PDF V1.7 | |
| Duplex Print | Built-in | |
| Direct Print Support | JPEG, PDF, PRN, TIFF, XPS | |
| Print Features | WSD Print, Proof Print, Secure Print, Booklet Print, N-up, Cover Page Print, Barcode Print, Eco Print, Skip Blank Pages, Poster Print, Watermark, Tray Priority Settings, Auto Tray Switching, Tray Protection, Direct Print from USB, Secure PDF Print | |
| Mobile Print Feature | Apple AirPrint, Mopria-certified, Google Cloud Print, PrinterOn Cloud Print, Samsung Mobile Print, Samsung Print Plugin | |

| Copy | K3300 | K3250 |
|----------------------------|---|-----------------------------|
| Speed (Mono) | Up to 30 cpm in A4 / Letter | Up to 25 cpm in A4 / Letter |
| First Copy Out Time (Mono) | As fast as 5.5 sec | As fast as 6.2 sec |
| Resolution | Up to 600 x 600 dpi | |
| Reduce, Enlarge Range | 25 - 400% | |
| Multi Copy | Up to 9,999 pages | |
| Duplex Copy | Built-in | |
| Copy Features | ID Copy, N-Up, Booklet, Auto Fit, Book Copy, Watermark, Stamp, Build Job, Edge Erase, Image Shift, Image Adjustment, Background Adjustment, Program Ahead | |

| Scan | K3300 | K3250 |
|-----------------------|--|-------|
| Scan Speed (Mono) | 45 ipm (300 dpi) | |
| Scan Speed (Color) | 45 ipm (300 dpi) | |
| Compatibility | Windows : TWAIN Mac : TWAIN, ICDM Linux : SANE | |
| Method | Color CCD | |
| File Format | PDF, Compact PDF, PDF Encryption, PDF/A, TIFF, JPEG | |
| Resolution (Optical) | Up to 600 x 600 dpi | |
| Resolution (Enhanced) | Up to 4,800 x 4,800 dpi | |
| Scan Destinations | Email, FTP, SMB, USB, WSD, PC | |
| Scan Document Weight | 42 - 163 g/m ² | |

| Paper Handling | K3300 | K3250 |
|------------------------------------|---|-------|
| Input Capacity (Cassette) | Up to 520-sheet Tray x 2 | |
| Input Capacity (Multipurpose Tray) | Up to 100 sheets | |
| Input Capacity (Maximum) | Up to 2,180 Sheets (Standard 1,140 sheets + Optional 1,040-sheet Dual Cassette Feeder) | |
| Media Type (Cassette) | Plain, Thin, Thick, Heavy weight, Extra Heavy weight, Cotton, Colored, Pre-Printed, Recycled, Bond, Archive, LetterHead, Hole Punched, Thin Cardstock, Thin Glossy | |
| Media Type (Multipurpose Tray) | Plain, Thin, Thick, Heavy weight, Cotton, Colored, Pre-Printed, Recycled, Bond, Archive, LetterHead, Hole Punched, Thin Cardstock, Thin Glossy, Envelope, Label | |
| Media Size (Cassette) | Cassette 1 : B4, A4, B5(JIS), B5(ISO), A5, Legal, Letter, Executive, Statement, Oficio, Folio, 16K, Custom(148.5 x 210 mm - 297 x 354 mm (5.8" x 8.3" - 11.7" x 14.3")) Cassette 2 : A3, B4, A4, B5(JIS), B5(ISO), A5, Ledger, Legal, Letter, Executive, Statement, Oficio, Folio, 8K, 16K, Custom (148.5 x 210 mm - 297 x 432 mm (5.8" x 8.3" - 11.7" x 17")) | |
| Media Size (Multipurpose Tray) | A3, B4, A4, B5(JIS), B5(ISO), A5, A6, Ledger, Legal, Letter, Executive, Statement, Oficio, Folio, 8K, 16K, Envelope Monarch, Envelope DL, Envelope C4, Envelope C5, Envelope C6, Envelope No. 10, Envelope No. 9, Post Card 4 x 6, Custom (98 x 148 mm - 297 x 432 mm (3.9" x 5.8" - 11.7" x 17")) | |
| Media Weights (Cassette) | 60 - 220 g/m ² | |
| Media Weights (Multipurpose Tray) | 60 - 176 g/m ² | |
| ADF Type | RADF | |
| ADF Document Capacity | Up to 100 sheets | |
| Output Capacity | Up to 500 sheets | |

| Supplies | K3300 | K3250 |
|---------------|--|-------|
| Toner (Black) | MLT-D704S (Up to 25,000 pages) *Estimated Yield at 6% Coverage | |

Options

| Dual Cassette Feeder | SL-PPF502D |
|----------------------|--|
| Capacity | 1,040 Sheets |
| Media Sizes | A3, B4, A4, B5(JIS), B5(ISO), A5, Ledger, Legal, Letter, Executive, Statement, 8K, 16K, Oficio, Folio, Custom (148.5 x 210 mm - 297 x 432 mm) |
| Media types | Plain, Thin, Bond, Hole Punched, Pre-Printed, Recycled, Thin Cardstock, Letterhead, Thick, Cotton, Colored, Archive, Thin Glossy, Heavy weight, Extra heavy weight |
| Media weight | 60 - 220 g/m ² |
| Sensing | H/W Install Detect, Paper Empty Detect, Paper Low Level Detect, Paper Size Detect, Cover Open Detect |
| Dimension (WxDxH) | 566 x 610 x 265 mm (22.3" x 24" x 10.4") |
| Weight | 20 kg (44.1 lb) |

| Stand | SL-DSK502T |
|-------------------|--|
| Dimension (WxDxH) | 566 x 610 x 265 mm (22.3" x 24" x 10.4") |
| Weight | 15 kg (33.1 lb) |

| Inner Finisher | SL-FIN501L |
|--------------------|---|
| Capacity | Up to 550 Sheets (Main Tray 500 Sheets, Top Tray 50 Sheets) |
| Sensing | Paper Jam, Tray Sensing, Stapler, Cover Open |
| Media Sizes | Main Tray : 148 x 140 mm - 320 x 1,200 mm (5.9" x 5.5" - 12.6" x 47.2") Top Tray : 98 x 140 mm - 297 x 1,200 mm (3.9" x 5.5" - 11.7" x 47.2") |
| Media types | Main Tray: Plain, Thin, Thick, Heavy Weight, Extra Heavy Weight 1, Extra Heavy Weight 2, Cotton, Colored, Pre-Printed, Recycled, Bond, Archive, Letterhead, Pre-Punched, Thin Cardstock, Thick Cardstock, Heavy Cardstock, Thin Glossy, Heavy Glossy, Thick Envelope, Transparency, Labels Top Tray: Plain, Thin, Thick, Heavy Weight, Extra Heavy Weight 1, Extra Heavy Weight 2, Extra Heavy Weight 3, Extra Heavy Weight 4, Cotton, Colored, Pre-Printed, Recycled, Bond, Archive, Letterhead, Pre-Punched, Thin Cardstock, Thick Cardstock, Heavy Cardstock, Thin Glossy, Thick Glossy, Envelope |
| Media Weight | Main Tray : 52 - 256 g/m ² (14 lb Bond - 140 lb Index) Top Tray : 52 - 325 g/m ² (14 lb Bond - 120 lb Cover) |
| Number of Bin | 2 (Main Tray, Top Tray) |
| Dimension (WxDxH) | 458 x 491 x 173 mm (18" x 19.3" x 6.8") |
| Weight | 15.0 kg (33.1 lb) |
| Finishing Mode | - Top Tray: Stacking - Main Tray: Stacking, Offsetting, Stapling |
| Finishing Capacity | - Top Tray: Up to 50 Sheets - Main Tray: Up to 500 Sheets (Offset, Stacked), 50-sheet x 5 Sets (Offset, Stapled) |

* SL-FIN501L is only compatible with K3300.

* Supported paper specifications ranges are of all supported range of this option, but actual paper specifications ranges may vary depending on the mainframe that this option is configured with.

| Fax Kit | CLX-FAX160 |
|---------------|--|
| Type | Fax Kit |
| Compatibility | ITU-T G3, Super G3 |
| Modem Speed | Up to 33.6 kbps |
| Memory | HDD Shared |
| Resolution | Up to 600 x 600 dpi (Mono) |
| Auto Dial | Yes |
| Fax Features | Auto Redial, Caller ID, Secure Reception, Fax forwarding to Fax/Email/SMB/FTP, Job Build, etc. |