



HP Jet Fusion 540 3D Printer

Accelerate your creation workflow—produce functional parts in a fraction of the time¹



Data courtesy of NACAR

Accurate, functional parts with intricate detail

- Produce engineering-grade thermoplastic parts with optimal mechanical properties.
- Achieve fine detail and high dimensional accuracy for small features.
- Get accurate and repeatable results.

Streamline design—create, test, iterate in hours

- Produce multiple prototype iterations in the same time it takes to print a single part.¹
- Access convenient in-house automated 3D printing with the most compact HP Jet Fusion 3D device.
- Get the parts you want when you need them, easily, reliably, and predictably.
- Get immediate access to support and comprehensive training with affordable HP Jet Fusion 3D Solution Services.

Print consistent white parts with voxel control

- Produce clean, white models.
- Access a wide range of future materials and applications with the HP Multi Jet Fusion Open Platform.
- Stay ahead with a future-ready technology.
- Move smoothly from prototyping to final part production with the same HP Multi Jet Fusion technology.

For more information, please visit hp.com/go/3DPrinter540

A fully integrated, compact design

A cleaner,² easy-to-use solution that integrates material mixing and loading, printing, and reclaiming material in one device.

Intuitive user interface

Enclosed, automated material mixing, loading, and reclamation systems



Multi-agent printing with voxel-level control

Designed for small/medium-sized product development teams, design firms, and universities producing up to 100 parts per week³

Image shows the HP Jet Fusion 540 3D Printer

Prototype, then produce with the same technology

Transition seamlessly from prototyping on an HP Jet Fusion 540 3D Printer to final part production on an HP Jet Fusion 3D 4210/4200 Printing Solution. Achieve consistent part properties with the same HP Multi Jet Fusion technology.



Streamline design from prototyping to production



Print consistent, quality parts




Reduce time to market



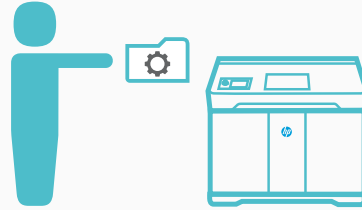
Reinventing 3D printing

HP Jet Fusion 540 3D Printer

1 Prepare designs:
Open your 3D models and check for errors with the easy-to-use HP SmartStream 3D Build Manager.



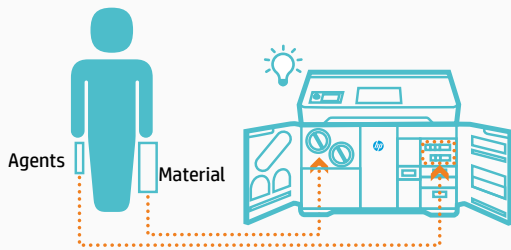
2 Send to print:
Pack your models in the 3D build manager and press "Send to print" to submit your job to the printer.



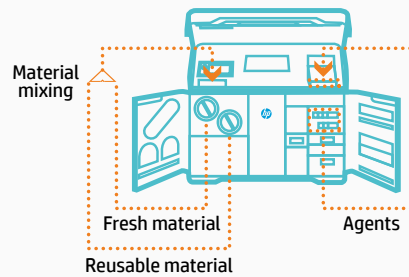
3 Select job:
Choose your print job at the printer.



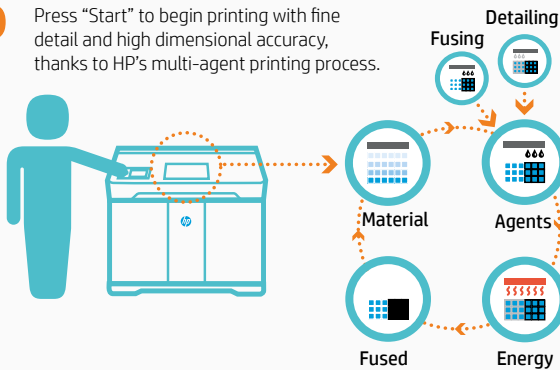
4 Add supplies:
Insert 3D materials and agent cartridges into the printer as needed.



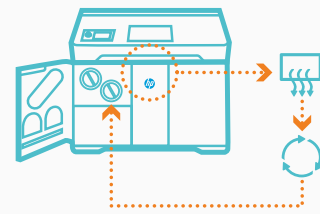
5 Automated material mixing and loading:
The printer automatically mixes fresh and reusable material and loads it into the print area. Agents are automatically loaded into the print area as well.



6 Print with voxel-level control:
Press "Start" to begin printing with fine detail and high dimensional accuracy, thanks to HP's multi-agent printing process.



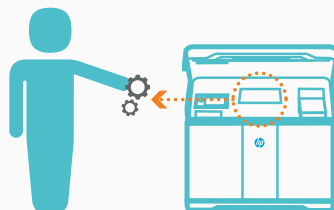
7 Automated material extraction and reclamation:
After printing is finished, the printer automatically extracts and reclaims unused material for future builds. You can use up to 80% reusable material in builds while maintaining consistent performance.*



8 Job done:
You receive an alert when your parts are ready and the reclamation process is complete.



9 Retrieve parts:
Simply open the printer and retrieve your parts for final cleaning and post processing.



10 HP Jet Fusion 3D Solution Services – with you at every step:
Accelerate your design cycle with immediate access to support, affordable solution services, and comprehensive training.



keep reinventing

*HP Jet Fusion 3D Printing Solutions using HP 3D High Reusability CB PA 12 provide 80% post-production surplus powder reusability, producing functional parts batch after batch. For testing, material is aged in real printing conditions and powder is tracked by generations (worst case for recyclability). Parts are then made from each generation and tested for mechanical properties and accuracy.

Technical information

HP Jet Fusion 540 3D Printer

Printer performance	Technology	HP Multi Jet Fusion technology
	Effective building volume	Up to 332 x 190 x 248 mm (13.1 x 7.5 x 9.8 inches)
	Building speed ⁴	2,199 cm ³ /hr (134 in ³ /hr)
	Full build job time for 248-mm (9.8-in) buildable height ⁵	As fast as 18 hours
	Partial build job time for 25-mm (1-in) buildable height ⁵	As fast as 5 hours
	Layer thickness	0.08 mm (0.003 inches)
	Printhead resolution	1200 dpi
Dimensions (w x d x h)	Printer	1565 x 955 x 1505 mm (61.6 x 37.6 x 59.3 inches)
	Shipping	1770 x 1143 x 2013 mm (69.7 x 45 x 79.3 inches)
	Operating area	2785 x 2530 x 2440 mm (109.6 x 99.3 x 96 inches)
Weight	Printing	650 kg (1433 lb)
	Shipping	850 kg (1874 lb)
Network⁶	Gigabit Ethernet (10/100/1000Base-T), supporting the following standards: TCP/IP, DHCP (IPv4 only), TLS/SSL	
Hard disk	HDD 1TB (AES-256 encrypted, disk wipe DoD 5520M) & SSD 1TB (AES-256 encrypted)	
Software	Included software	HP SmartStream 3D Build Manager HP SmartStream 3D Command Center
	Supported file formats	3MF, STL, OBJ, VRML v.2
Power	Consumption	4.5-6.3 kW (typical)
	Requirements	Two dedicated circuits configuration: input voltage 230 - 240 V (line-to-line), 16 A max, 50/60 Hz; One dedicated circuit configuration: input voltage 200 - 240 V (line-to-line), 36 A max, 50/60 Hz
Certification	Safety	NA (US & Canada): IEC 61010-1 compliant, NRTL certified; EU: Machinery Directive, EN 61010-1, EN 60204-1, EN ISO 12100 and EN ISO 13849-1 compliant
	Electromagnetic compatibility	EN 55032:2012 Class A; CISPR 32:2012 Class A; FCC CFR 47 Part 15 Class A; ICES-003, Issue 6 Class A; EN 61000-3-12:2011; IEC 61000-3-12:2011; EN 61000-3-11:2000; IEC 61000-3-11:2000; EN 55024:2010; CISPR 24:2010
	Environmental	REACH compliant
Warranty & service coverage included	One-year limited hardware warranty	

Dynamic security enabled printer. Only intended to be used with cartridges using an HP original chip. Cartridges using a non-HP chip may not work, and those that work today may not work in the future.

More at: hp.com/go/learnaboutsupplies

Ordering information

Printer	M2K86A	HP Jet Fusion 540 3D Printer
Original HP printheads	V1Q67A	HP 3D400 Printhead Kit
	V1Q80A	HP 3D400 500-ml Detailing Agent
Original HP agents	V1Q71A	HP 3D400 500-ml Fusing Agent
	V1Q81A	HP 3D400 250-ml Bright Fusing Agent
Original HP 3D high reusability materials	V1R30A	HP 3D HR CB PA 12 10L/4 kg ⁷
	U9Z96E	HP Installation and Introduction to Basic Operation Training
	U9Z98E	HP Ramp Up Service
HP Jet Fusion 3D Solution Services	U9Z99E	HP Advanced Operation Training (HP Training Center)
	U9ZQ7E	HP 3 year 2nd Business Day onsite Hardware Support w/DMR
	U9ZR1E	HP 3D400 Air Inlet Filter
HP 3D long-term consumables	U9ZR2E	HP 3D400 Print Area Filter
	U9ZR3E	HP 3D400 Air Exhaust Filter
	U9ZR5E	HP 3D400 Printhead Cleaning Roll
	U9ZR6E	HP 3D400 Lamp Module

Eco Highlights



- Powders or agents are not classified as hazardous⁸
- Cleaner, more comfortable workplace—enclosed printing system, and automatic powder management²
- Minimizes waste due to industry-leading reusability of powder⁹
- Take-back program for agent cartridges¹⁰

Find out more about HP sustainable solutions at hp.com/ecosolutions



reddot award 2018
winner

HP Jet Fusion 500 Series 3D Printers were awarded the “Seal of Design Quality” at the 2018 Red Dot Awards, an honor that is only awarded to products that display outstanding design quality and innovation.

Connect with an HP 3D Printing expert or sign up for the latest news about HP Jet Fusion 500 Series 3D Printers at hp.com/go/3DPrinter540
Learn more about HP Multi Jet Fusion technology at hp.com/go/3DPrint

1. Based on internal and third-party testing for HP Jet Fusion 580 Color and 540 3D Printers, printing and cooling time is a fraction of the time of the printing times of comparable plastic fused deposition modeling (FDM), stereolithography (SLA), and material jetting solutions from \$20,000 USD to \$120,000 USD on market as of June, 2017. Testing variables for the HP Jet Fusion 540 3D Printer: Part quantity: 1 full build chamber of parts from HP Jet Fusion 3D at 10% of packing density versus same number of parts on above-mentioned competitive devices; Part size: 30 cm³; Layer thickness: 0.08 mm/0.003 inches. Competitor testing variables are comparable.
2. Compared to manual print retrieval process used by other powder-based technologies. The term “cleaner” does not refer to any indoor air quality requirements and/or consider related air quality regulations or testing that may be applicable.
3. Assuming 220 working days of 30 cm³ parts at a 10% packing density using HP 3D High Reusability CB PA 12 material, and a 20% powder reusability ratio.
4. Based on 0.08-mm (0.003-in) layer thickness and 8.3 sec/layer.
5. Assumes default cooling and auto extraction printing options. Job duration begins at the moment the job is selected to print at the control panel and ends at the time the parts are ready to be removed from the build chamber. Does not include part cleaning.
6. The HP Jet Fusion 3D Printing Solution should be connected to the HP Cloud in order to enable the correct functioning of the printer and to offer better support.
7. Liters refers to the materials container size and not the actual materials volume. Materials are measured in kilograms.
8. The HP powder and agents do not meet the criteria for classification as hazardous according to Regulation (EC) 1272/2008 as amended.
9. HP Jet Fusion 3D Printing Solutions using HP 3D High Reusability CB PA 12 provide 80% post-production surplus powder reusability, producing functional parts batch after batch. For testing, material is aged in real printing conditions and powder is tracked by generations (worst case for recyclability). Parts are then made from each generation and tested for mechanical properties and accuracy.
10. Printing supplies eligible for recycling vary by printer. Visit hp.com/recycle to see how to participate and for HP Planet Partners program availability; program may not be available in your area. Where this program is not available, and for other consumables not included in the program, consult your local waste authorities on appropriate disposal.

© Copyright 2018 HP Development Company, L.P.

The only warranties for HP products and services are set forth in the express warranty statements accompanying such products and services. Nothing herein should be construed as constituting an additional warranty. HP shall not be liable for technical or editorial errors or omissions contained herein.

4AA7-1970ENA, October 2018

This is an HP Indigo digital print.

