

HP DataPass Top-up and Instruction Guide

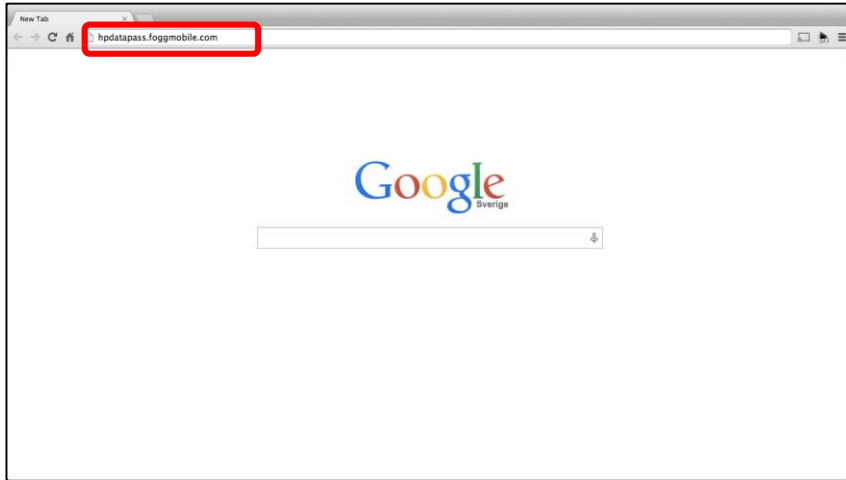
Guide to purchase more data, check your balance and account information.



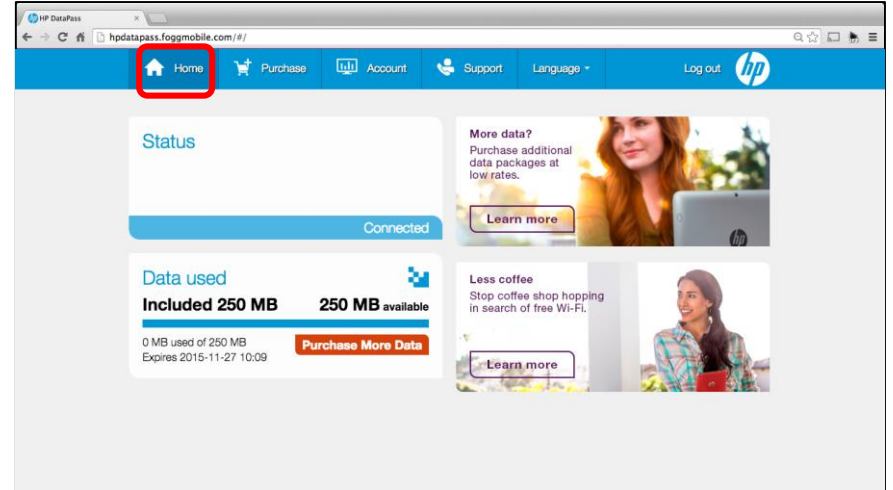
Sept 12, 2014



HP DataPass Top-up and Instruction Guide



Type in 'hpdatapass.foggmobile.com' into your browser.



You can check your balance on the home screen.



HP DataPass Top-up and Instruction Guide

Purchase more data:

The screenshot shows the HP DataPass website's 'Purchase' page. A red box highlights the 'Purchase Data' tab in the navigation menu. The main content area is titled 'Purchase' and features a 'Data plans' section with a red border. This section includes 'Add-on Plans' (100 MB, 500 MB, 1 GB, 2 GB, 8 GB) and 'Recurring Plans' (1 GB, 2 GB, 8 GB). To the right, there are sections for 'What plan is best for you?', 'Monthly recurring plans', 'Top-up your month', and 'Travel'.

You can add more data on the 'Purchase Data' tab. Subscriptions are in addition to the monthly included data.

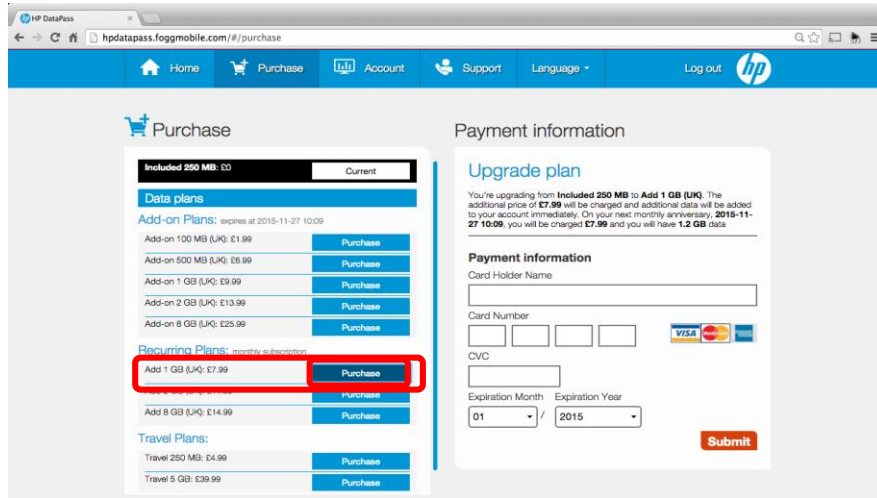
The screenshot shows the HP DataPass website's 'Purchase' page. A red box highlights the 'Purchase Data' tab in the navigation menu. The main content area is titled 'Purchase' and features a 'Data plans' section with a red border. This section includes 'Add-on Plans' (100 MB, 500 MB, 1 GB, 2 GB, 8 GB) and 'Recurring Plans' (1 GB, 2 GB, 8 GB). To the right, there are sections for 'What plan is best for you?', 'Monthly recurring plans', 'Top-up your month', and 'Travel'.

You can choose from a range of one-time add-ons and recurring data plans for use in your home country or for use in all HP DataPass countries.

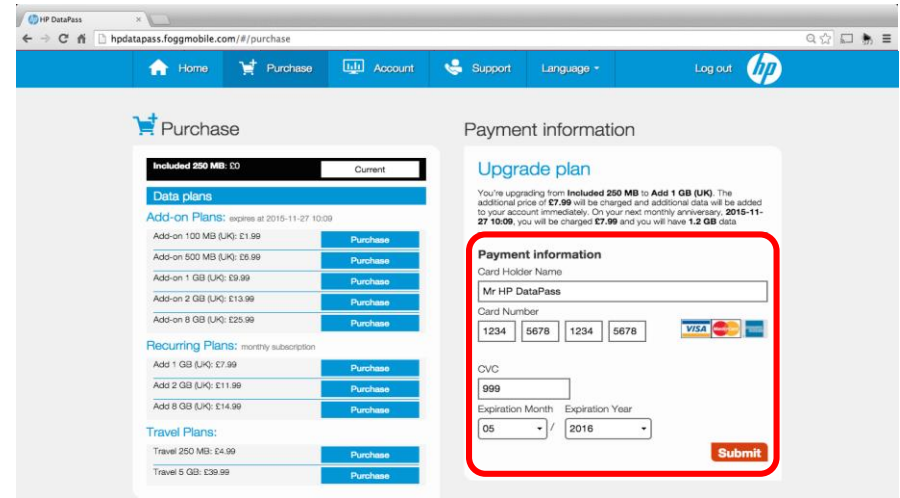


HP DataPass Top-up and Instruction Guide

Purchase more data:



Select your preferred subscription.

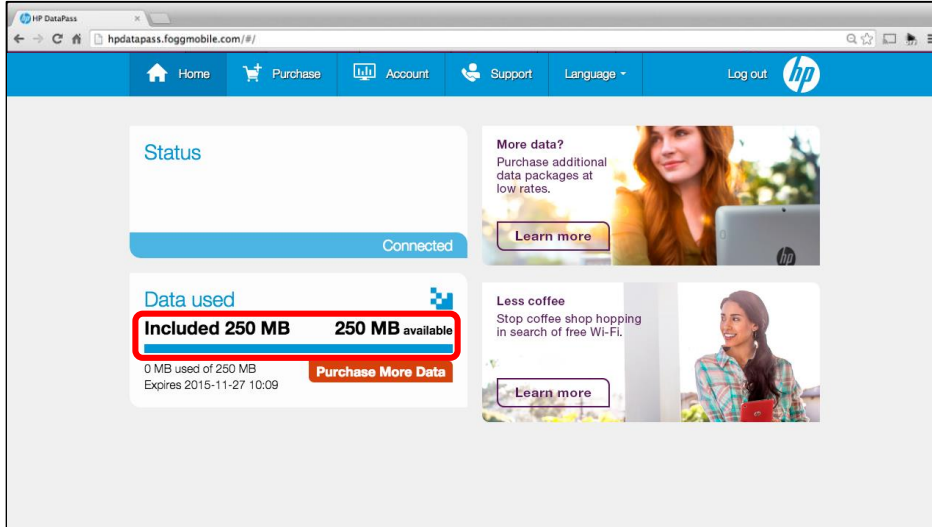


Complete your payment information.



HP DataPass Top-up and Instruction Guide

Purchase more data:



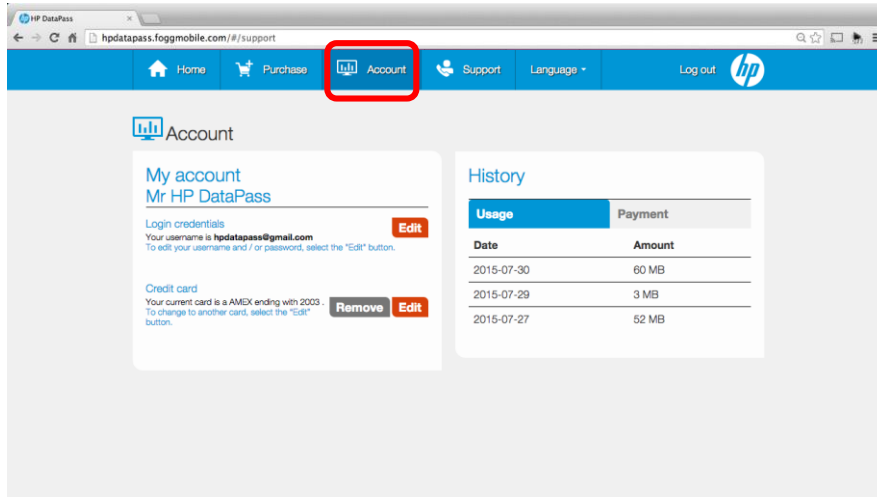
The screenshot shows the HP DataPass mobile app interface. At the top, there is a navigation bar with icons for Home, Purchase, Account, Support, and Language, along with a Log out button and the HP logo. The main content area is divided into several sections:

- Status:** A section indicating the user is "Connected".
- Data used:** A section showing "Included 250 MB" and "250 MB available". Below this, it states "0 MB used of 250 MB" and "Expires 2015-11-27 10:09". A red box highlights the "Included 250 MB" and "250 MB available" text, and a red button labeled "Purchase More Data" is visible.
- More data?:** A promotional section with the text "Purchase additional data packages at low rates." and a "Learn more" button. It features an image of a woman with long red hair.
- Less coffee:** A promotional section with the text "Stop coffee shop hopping in search of free Wi-Fi." and a "Learn more" button. It features an image of a woman with dark hair.

Notification will be at the top of your screen and your 'Data used' section will reflect your additional data.

HP DataPass Top-up and Instruction Guide

Check your account:

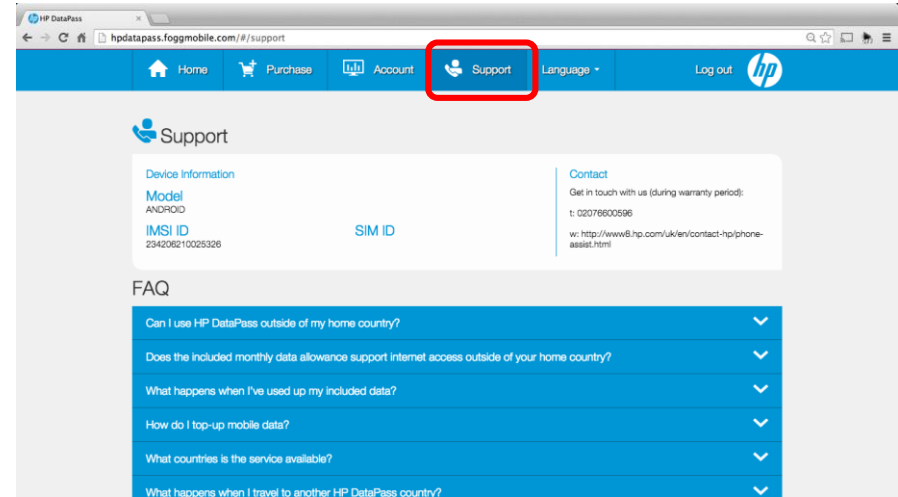


The screenshot shows the HP DataPass website interface. The navigation bar at the top includes 'Home', 'Purchase', 'Account', 'Support', 'Language', and 'Log out'. The 'Account' tab is highlighted with a red box. Below the navigation bar, the 'Account' section is displayed, featuring 'My account Mr HP DataPass', login credentials, and a 'History' table.

Usage	Payment
Date	Amount
2015-07-30	60 MB
2015-07-29	3 MB
2015-07-27	52 MB

You can check your account information and personal settings on the 'Account' tab.

Find support information:



The screenshot shows the HP DataPass website interface. The navigation bar at the top includes 'Home', 'Purchase', 'Account', 'Support', 'Language', and 'Log out'. The 'Support' tab is highlighted with a red box. Below the navigation bar, the 'Support' section is displayed, featuring 'Device Information', 'Contact', and an 'FAQ' section.

Device Information	Contact
Model ANDROID	Get in touch with us (during warranty period): t: 02076600596
IMSI ID 234208210025326	w: http://www8.hp.com/uk/en/contact-hp/phone-assist.html
SIM ID	

FAQ

- Can I use HP DataPass outside of my home country? ✓
- Does the included monthly data allowance support internet access outside of your home country? ✓
- What happens when I've used up my included data? ✓
- How do I top-up mobile data? ✓
- What countries is the service available? ✓
- What happens when I travel to another HP DataPass country? ✓

You will find your device information and Frequently Asked Questions by selecting the 'Support Data' tab.

Thank you

